



ANTIDOTE USER GUIDE

Updated: October 16, 2024

TABLE OF CONTENTS

INTRODUCTION	4
ANTIDOTE DESKTOP.....	5
ANTIDOTE WEB.....	5
ANTIDOTE MOBILE.....	5
THE CORRECTOR	5
CORRECTOR.....	6
FUNCTIONALITIES.....	6
CORRECTION MODE.....	8
REFORMULATION MODE [AVEC-ABONNEMENT].....	40
MULTI-DOCUMENT CORRECTION.....	41
LINGUISTIC SEARCH.....	41
THE DICTIONARIES	42
THE DICTIONARIES.....	43
FUNCTIONALITIES.....	44
DICTIONARY OF DEFINITIONS.....	47
DICTIONARY OF SYNONYMS.....	54
DICTIONARY OF ANTONYMS.....	58
DICTIONARY OF COMBINATIONS.....	59
DICTIONARY OF SEMANTIC FIELDS.....	62
DICTIONARY OF FAMILIES.....	65
DICTIONARY OF CONJUGATIONS.....	66
DICTIONARY OF RHYMES.....	69
DICTIONARY OF QUOTATIONS.....	73
HISTORICAL DICTIONARY.....	74
SEARCHING.....	76
LIST OF FAVOURITES FROM THE DICTIONARIES.....	78
THE LANGUAGE GUIDES	79
LANGUAGE GUIDES.....	80
GENERAL FUNCTIONS.....	81

LIVE CORRECTION	86
ANTI-OOPS!	87
SETTINGS	88
WHY ADJUST THE SETTINGS?	89
ACCESSING THE SETTINGS	89
ADJUSTING THE SETTINGS	90
PRESETS	90
INTERFACE SETTINGS	91
CORRECTOR SETTINGS	92
LANGUAGE SETTINGS	94
TYPOGRAPHY SETTINGS	101
CUSTOMIZATIONS	105
CUSTOMIZATIONS	106
PERSONAL DICTIONARIES	106
CUSTOM RULES	111
MANAGING CUSTOMIZATIONS	114
THE FRENCH MODULE	115
THE FRENCH MODULE	116
/THE-CORRECTION-PRISM FRENCH CORRECTOR	117
FRENCH DICTIONARIES	117
FRENCH LANGUAGE GUIDES	128
ANTI-OOPS! FOR FRENCH	131
FRENCH SETTINGS	131
CUSTOMIZATIONS	145
INTEGRATION	148
SYNCHRONIZATION [AVEC-ABONNEMENT]	150
THANKS	151
BIBLIOGRAPHY	152
ANTIDOTE FOR ENGLISH – SELECTED BIBLIOGRAPHY	153
ANTIDOTE FOR FRENCH – SELECTED BIBLIOGRAPHY	159

1 INTRODUCTION



DISCOVER ANTIDOTE

Watch our short introductory videos to see Antidote in action and take a quick tour of the software's key features in the **Discover Antidote** section of our website.

- [Corrector](#)
- [Dictionaries](#)
- [Language Guides](#)
- [Customizations](#)
- [What's New](#)

WHY ANTIDOTE?

Language is an organic whole. From glyph to sentence, from page to novel, a remarkable amount of knowledge, reasoning, and emotion comes into play. Typography, lexicon, syntax, grammar, semantics, style and rhythm—all these and more are called on to contribute. And each comes with its own set of rules, conventions and pitfalls.

Harnessing the power of the computer, we sought to bring together the great reference works on the English language: dictionaries covering definitions, conjugations, synonyms and more, as well as guides that cover grammar, style, typography and punctuation. Moreover, we wanted to create a tool that would put this wealth of information into practice: a corrector.

This ambition gave rise to Antidote.

All of Antidote's science, available since its conception for French, has through time and experience been extended to English. Antidote is catered to those who use French or English for pleasure, work or learning.

In creating Antidote, we wanted to make the treasures of the English language and the French language available to as diverse an audience as possible. Naturally, this involves shedding light on these languages' difficulties, but most importantly it means laying out all the richness of the languages. It is our hope that Antidote will help you find the joy in language.

This introduction offers a brief overview of the principles that govern the operation of Antidote and the content of its many resources. The chapters that follow provide a more detailed description of how each of these functions.

THE FOUR KEY VALUES OF ANTIDOTE

Antidote is the result of overyears of progress in language engineering, underpinned by the four key values that first forged its reputation: consistency, scope, simplicity and accessibility.

Consistency. Antidote is a one-stop, multi-resource platform for anyone who writes in English, including an advanced corrector, a set of rich dictionaries and detailed language guides. These resources aren't just pasted together; they are carefully designed to complement one another and interact intelligently to help you explore every aspect of a language question. Individually, each of these resources rivals the best in its category. Together, they are simply unmatched.

Scope. The resources in Antidote are a veritable treasure trove, resulting from years of research. Each resource comes with a host of useful functions, such as the filters in the corrector and the many search modes in the dictionaries.

Simplicity. All the resources appear in just three windows. Each window clearly lays out the functions with minimal buttons, complemented by all sorts of clever, handy options just when you need them. The result is a simple, quick and effective correction process. Antidote is powerful but clean and easy to master.

Accessibility. Antidote is accessible directly from your document with a simple mouse click or from a menu. You're busy writing, something nags you: you just click and Antidote comes to your help. It's like having a language expert living inside your computer.

THE ANTIDOTE PRODUCT LINE

Antidote Desktop

The original edition of Antidote is installed on a Mac or a Windows PC, and runs locally (i.e. not in the cloud). It offers privacy, since texts never leave the computer on which Antidote is installed. It is often faster, as well, depending on how powerful the computer is.

Antidote Web

Antidote Web is the cloud edition of the software and is hosted on Druide's servers. It offers widespread availability: users can access Antidote's tools and their customizations (through their Druide account) from any computer with a browser without installing anything. It can also be used on a phone, tablet or Chromebook. Digital nomads will love this edition. What's more, Antidote Web boasts group management features like permissions for managing access to each of Antidote's tools and an exam mode, making it the best choice for educational institutions. [Learn more about Antidote Web.](#)

Antidote Mobile

Imagine accessing the treasures of Antidote's dictionaries and guides from your iPhone or iPad. With Antidote Mobile, you can. All the dictionaries are included, and they can be searched in all the same ways, as well as the entire contents of the guides. Three versions of the app are available: French, English and Bilingual. (Antidote Mobile does not include the corrector.) [Learn more about Antidote Mobile.](#)

2 THE CORRECTOR

CORRECTOR



FUNCTIONALITIES

CORRECTOR WINDOW

Antidote's corrector provides a user-friendly and customizable working environment focused on your text. The corrector's services are displayed in different views: **Language**, **Typography**, **Style**, **Revision**, **Statistics** and **Inspection**. Each of these views looks at the text from a specific angle. Depending on the detection being evaluated, if rephrasing is required (as in the case of repetition), Antidote offers a list of synonyms for the selected word. Behind this simple interface, the corrector deploys a powerful analyzer that first segments the text into its major divisions, and then performs a detailed analysis of each word in the sentences that make up the text. The result is a grammar checker that pushes the boundaries of computer science in a framework adapted to your way of working.

Antidote cooperates closely with your writing software: it reads your text directly and makes whatever corrections are necessary within that program. As you work, run the corrector at any point to check a sentence, a paragraph or the entire text: when you're drafting and something makes you hesitate; after making some edits to ensure that you haven't introduced any new errors; or after finishing a text for a final check.

RUNNING THE CORRECTOR

Antidote begins analyzing your text from the cursor's position. Place the cursor in the sentence where you want the checking to begin. If you wish to submit only part of your text, select it and then run the corrector.

MODIFYING THE TEXT

When a filter has detected a genuine error or an awkward construction you would like to correct, make your changes directly in the correction panel or in the original document. Once you are done, the corrector immediately re-analyzes the sentence and the filter display is modified to reflect the changes you made.

→ If you need inspiration, you can use the context menu  to view the main synonyms of the word in question. Clicking a synonym will insert it straight into your text.

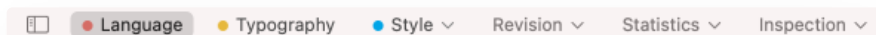
PRINTING THE RESULTS

For each of the corrector's views, you can print the complete corrected version of your text, or the corrected version from the point of view of one particular filter. Display the desired results on the screen, then select the **Print** option from the **File** menu.



CONFIGURING THE CORRECTOR'S MAIN WINDOW

Its multiple powerful tools easily accessible and apply to the essential: your text, displayed in the **correction panel** with generous margins and ample line spacing. The **list of** lets you scroll through the corrector's analysis—conducted according to the view selected in the **navigation bar**, which is discreet and customizable. You can even hide the list to focus solely on your writing. The **status bar** displays statistical information about your text and lets you change the languages displayed and corrected in the correction panel (in a bilingual context).

THE NAVIGATION BAR



The navigation bar groups the different views through which you can explore your text. To switch to another view or filter, simply click the corresponding option. Don't waste time viewing your text through filters that haven't returned any results: a coloured dot appears beside the whenever a detection is triggered.

Hide or display the list of by clicking the  icon at the right end of the navigation bar. Perform a **linguistic search** by clicking the magnifying glass icon .

THE STATUS BAR



Statistical information

The status bar at the bottom of the correction panel displays the number of sentences, words and characters that make up the text. It also indicates the number of detections triggered in the active view or filter. In a bilingual context, it displays the proportions of text written in English and French as a percentage; clicking these figures opens the **Languages** filter in the **Statistics** view.

Action buttons

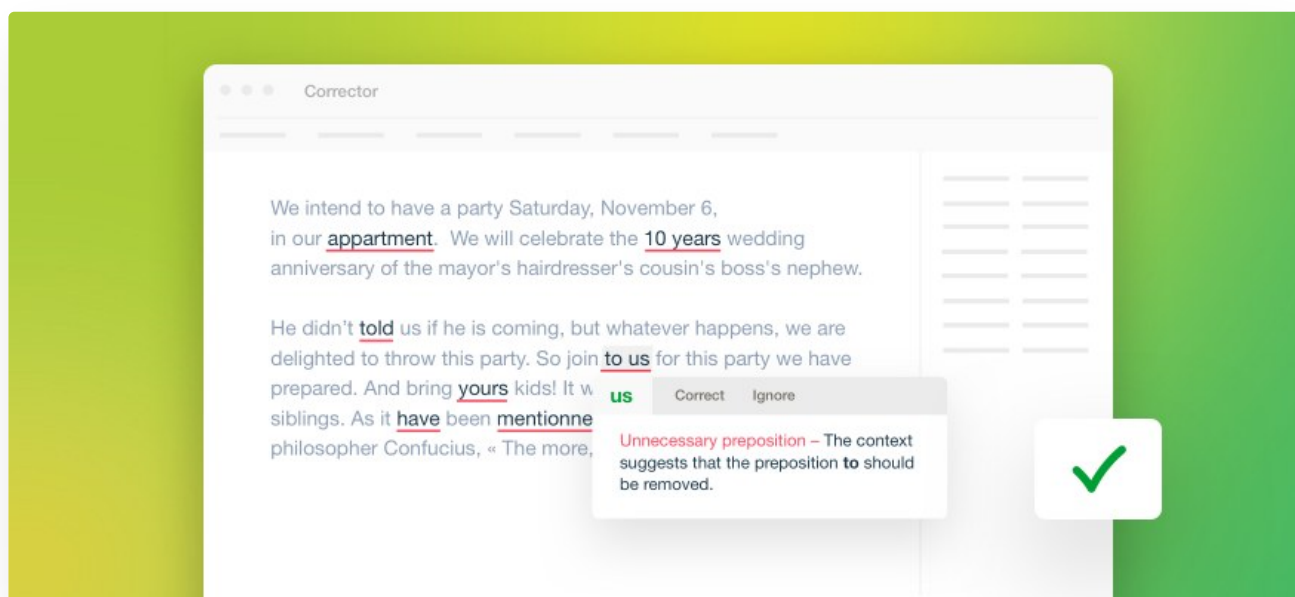
The status bar's action buttons correspond to the tooltip controls. They let you navigate from one detection to another, apply or ignore a correction, or add a word to a personal dictionary.

The languages and configuration menu

A menu indicated by an ellipsis (...) lets you adjust the elements displayed in the status bar, as well as the type of content displayed in the **correction panel**. Choose which statistical information you want to display, remove the action buttons, or indicate whether you would like to display or text in only one language in bilingual text (provided you have purchased support for both languages).

CORRECTION MODE

[CIBLES="A11"]THE CORRECTOR[/CIBLES][CIBLES="A12"]CORRECTION MODE[/CIBLES]



Antidote's carries out a complete grammatical analysis of each sentence in your text, and from there it delivers a set of multifaceted diagnostics.

The scope of Antidote’s corrector is quite broad: it corrects agreement errors (subject–verb, noun–determiner, etc.), errors with the possessive ‘s, commonly confused words (*its/it’s, your/you’re, who’s/whose, their/there/they’re*, etc.), contextual errors involving homophones or near-homophones (*cup of *tee, summer *brake, world *piece*). It corrects the use of hyphens, commas and capitalization, as well as the written form of numbers, times and addresses. It flags redundancies, inconsistencies, false friends, regional words and words of inappropriate language registers. It presents its diagnostics in three distinct views: language, typography and style, for a more streamlined correction process. You can also adjust the nature and number of Antidote’s alerts by means of detailed settings.

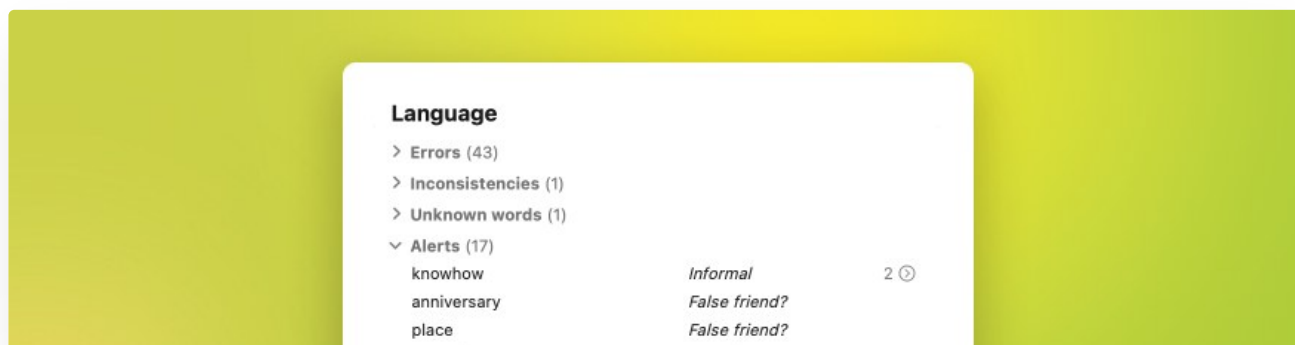
Antidote integrates seamlessly with most writing software. You can use it to analyze a sentence, a paragraph or two, or an entire text, depending on your needs, without changing your writing environment.

interacts closely with Antidote’s other resources. When it detects an error, it can open the appropriate guide article describing the rule that’s been broken. You can also consult the dictionary entry of a word flagged by the corrector.

Language correction requires a set of rules to follow. In establishing its rules, Antidote’s corrector aims to apply the standard conventions of English usage, as described in authoritative works such as *The Cambridge Grammar of the English Language*, the *Oxford English Grammar*, *The Canadian Style*, *New Hart’s Rules* and *The Chicago Manual of Style*. When these sources disagree, Antidote usually offers settings to adapt the corrections to the user’s preference.

But Antidote’s work goes well beyond grammar. It implements detailed verifications of typographic rules, from date formats to quote styles. And it goes as far as helping you improve the style of a text by highlighting repetition, problematic constructions, vocabulary issues, readability and even gender neutrality. Moreover, using the results of the system’s language analysis, the visually illustrates certain pragmatic aspects (*who, when, where, how many/much, protagonists, internal references*), logical relations (*transitions, reporting clauses*), in addition to certain semantic aspects of the text (*positive, negative, strong, weak*). The aggregates various aspects of language and represent them graphically: the number of errors, the most frequent words, word distribution according to etymology, etc. The exposes each sentence’s constituent elements: adjectives, adverbs, subjects, objects, etc. By submitting a text to the corrector and then to its various , you can examine, correct, review and refine the text to a degree hitherto unattainable.

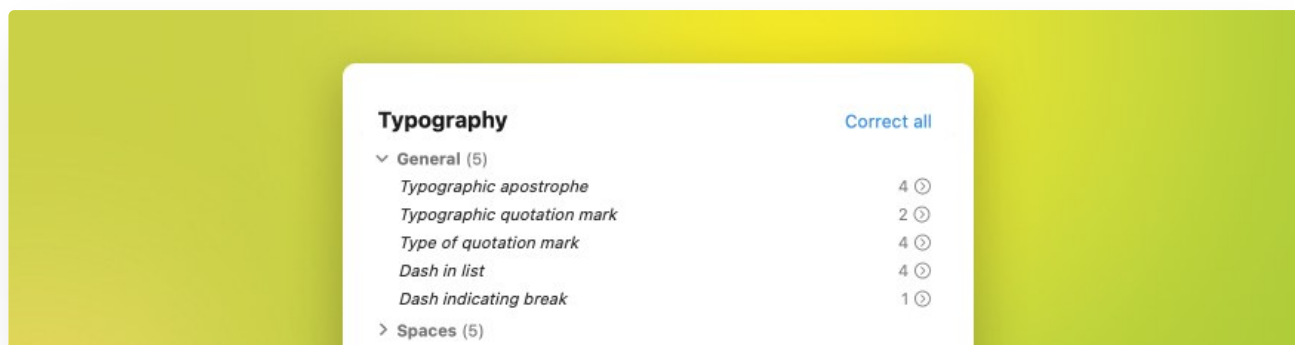
LANGUAGE VIEW



The corrector’s **Language** view can help you avoid a wide variety of language pitfalls: errors related to spelling, conjugation, possessives, grammatical agreement, irregular syntax, hyphens, punctuation, capitalization, homophones, etc. Antidote does not just identify and correct mistakes: it actually explains them in the context of what you have written, enabling you to learn while making corrections.

→ See the [Language Settings](#) section in the [Settings](#) chapter for information on adjusting the parameters for this view.

TYPOGRAPHY VIEW



Antidote will correct the type of spacing required before or after a given punctuation mark, detect hyphens that are used where dashes should be, correct the format of numbers, times and addresses, etc. Certain typographical elements are invisible (is that a breaking or a non-breaking space?) or difficult to detect with the naked eye (is that an em-dash or an en-dash?). By checking them automatically with Antidote, you can be sure they are all correct and complete.

- Typographic conventions have been codified to varying degrees; Antidote applies “generally accepted rules”.
- See the [Typography Settings](#) section in the [Settings](#) chapter for information on adjusting the parameters for this view.

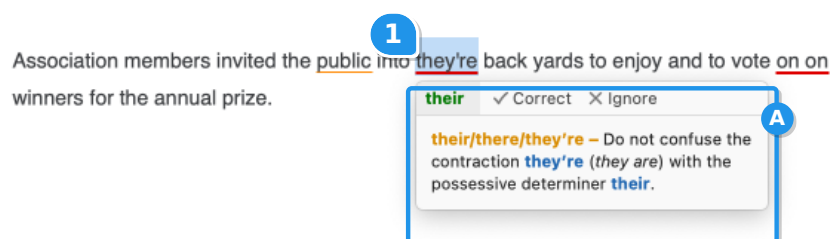
CORRECTION PROCESS

Correction Process

Correction Process

When is first opened on a text, Antidote initially displays the results of the [Language](#) view. To continue correcting, move on to the [Typography](#) view.

analyzes the entirety of your submitted text and displays it in the correction panel, underlining each error or questionable word.



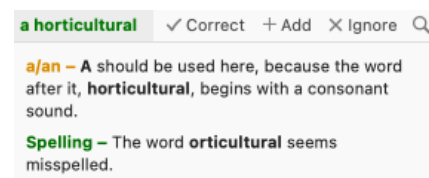
- The **underlining** flags a detection. For rapid and intuitive interpretation, each type of detection (error, alert, etc.) uses a distinct type of underlining.
- The **highlighting** indicates a term, an expression or a phrase that requires your attention, according to the angle considered by the filter. These indications can be found in .

- The **tooltip** contains everything you need to understand the detection and to take action.

Antidote may propose a correction, but will not modify your text unless you approve it. This can be done using the following methods:

The tooltip

Tooltips appear next to the detections themselves, so they are the ideal place to deal with detections without losing the thread of the text. They include controls that let you perform actions relevant to the detection in question, all in the blink of an eye.



- See the full power of the tooltip in the [Handling a detection](#) section.
- **WITH SUBSCRIPTION** Discontinuities, as well as many style detections, come with proposed reformulations for the entire sentence, along with a different type of tooltip. Find out more on the [Handling a Reformulation](#) page.

The status bar

The tooltip's options are also available in the corrector's status bar, located at the bottom of the corrector window. To apply a button's action to an underlined word, first select the underlined word and then click the button.



The mouse

Shortcuts allow you to apply most actions to a detection simply by clicking the underlined word. This allows you to correct an entire text very quickly. These shortcuts together with their corresponding controls are described in the [Handling a detection](#) section later in this chapter.

The keyboard

You can correct your entire text using only or mainly the keyboard. Keyboard shortcuts give you access to almost all correction actions. These shortcuts together with their corresponding controls are described in the [Handling a detection](#) section later in this chapter.

Editing a text during correction

At any time during the correction process, you can modify your text directly in the correction panel. One of the main ways to do so is via the **Edit** button in the tooltips. You can also return to your text editor and make changes to your text there. When you return to the corrector, it will take those changes into account and reanalyze the modified sentences.

Setting the language of a multilingual text

Antidote uses an algorithm to identify non-English passages in multilingual documents. It does not analyze or correct these passages. If, for example, Antidote is unable to identify one of these passages itself, you can do so manually.

- The **Languages** filter under **Statistics** shows the overall distribution of languages in the text.

- When Antidote identifies both English and French, the overall distribution of the languages in the text is displayed in the status bar. Click the display options to the right of the bar, and select the language you wish to display or correct.

Types of Detections and Underlining

Types of Detections and Underlining

Underlining colours

Antidote uses two colours, red and orange, to present its correction results. These colours apply to different types of errors and they help you to determine which should be addressed first.

In the **Language** view, the red underlining is more striking and serves to indicate the most important errors. The orange underlining, which is more discreet, is used for a word which may be a possible error. The red underlining may be solid or dotted. The orange underlining may be thin, thick, wavy or dotted. The following paragraphs explain how each type of underlining is used in Antidote.

Solid red underlining: a corrected error waiting for approval

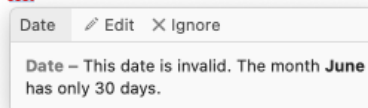
Solid red underlining flags a major error that Antidote can correct on its own: in the tooltip, it displays the proposed correction in green. You need only approve it to have it applied in the text. If you refuse the proposed correction, your text is not modified.

→ In the list in the right-hand panel, these detections are grouped under **Errors**.

Dotted red underlining: an error to correct manually or an inconsistent spelling

Dotted red underlining flags a major error that Antidote can't correct on its own: it's up to you to modify the text.

Let's meet on June 31.



Error to correct manually

In the example shown to the right, the corrector detected an incoherent date but can't correct it because it doesn't know what was intended: *June 30 or July 31*.

You can make the correction directly in the correction panel by clicking the **Edit** option in the tooltip, or by returning to your original document.

→ In the list of the right-hand panel, these detections are grouped under **Errors**.

Inconsistent spelling

Antidote can detect cases where different spellings are used for the same word within the same text (e.g. *ax* and *axe*). It underlines the less frequent spelling in the correction panel and groups together all the variant spellings in the **Inconsistencies** section in the list of detections. The tooltip will propose the most plausible replacement for each of these variant spellings: simply click **Standardize** to standardize the spelling across the text.

Thin orange underlining: an alert

Thin orange underlining flags an alert, i.e. a potential error. Antidote indicates that this word may be an error, but it's up to you to decide.

This may be because you are using a word that is unknown to Antidote or a word that is perhaps inappropriate in the context (e.g.: *clod* is an informal word in the sense of "a dull person" but not in the sense of "lump of earth").

If Antidote was right in signalling this alert, you can rephrase the text with the help of the suggestions provided in its tooltip. You can also use the context menu (click) to look for a replacement synonym (select **Synonyms**).

- The settings allow you to customize the alerts (see the **Settings** chapter).
- In the list of the right-hand panel, these potential errors are grouped under **Alerts** or **Unknown words**, as appropriate.

Wavy orange underlining: several possible spellings

In a few cases, the corrector might come up with two or more competing spellings for a word. Wavy orange underlining indicates words for which the original spelling may be correct, but other spellings are possible according to the intended meaning. In the tooltip, Antidote shows all these spellings. If the original spelling is correct, click **Ignore** in the tooltip to move on. Otherwise, choose the spelling that best fits the context, and then approve the correction to have it applied in the text.

- In the list of the right-hand panel, these potential errors are grouped under **Ambiguities**.

Thick orange underlining: a corrected typographical error waiting for approval

- To view these detections, you must select **Typography** from the navigation bar.

The thick orange underlining indicates a typographical error (apostrophe, space, quotation mark, number or time format, etc.) that Antidote can correct on its own. In the tooltip, Antidote displays a brief explanation of the flagged problem. You need only approve it to have it applied in the text. If you refuse the proposed correction, your text is not modified.

Thick dotted orange underlining: a typographical error to correct manually

- To view these detections, you must select **Typography** from the navigation bar.

A thick dotted orange underlining indicates a typographical detection that Antidote cannot correct on its own. To make any corrections, you must modify the text manually by following the indications in the tooltip.

Handling a Detection

Handling a Detection

Show off their **knowhow**.

Appropriate? Edit Ignore Disable

Informal – The noun **knowhow** ("skill") is informal. Setting...

We saw that it was **close**.

close X Ignore
closed ✓ Correct

Several spellings are possible. Select the one best suited to the context.

May grandmother **—** her name was Yolanda **—** was a seamstress.

(2) ✓ Correct X Ignore

Em dash – According to your settings, an **em dash** should be used instead of a hyphen on either side of a parenthetical expression. Setting...

Nanaimo (**British Columbia**) V9S 5L0

Comma Edit Ignore

Comma – In addresses, a comma is generally used to set off the municipality from the state or province, instead of parentheses. Setting...

Each underlined word in the text is an indication that Antidote has detected a real or potential problem concerning that word. The tooltip helps you understand the nature of the problem, and you have several options to correct it, if necessary. When you select an underlined word, it becomes the current detection. Most commands that follow in this section apply to the current detection. Note, however, that you can use the shortcuts offered via the mouse instead of selecting the current detection.

→ See also [Handling a detection in the list](#).

TOOLTIP

When you select an underlined word, a tooltip will appear showing all the information you need to evaluate the detection and proceed accordingly.

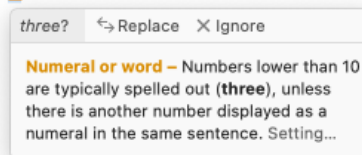
The suggested correction

The suggested correction appears in the top left-hand corner of the tooltip. Its format varies depending on the type of detection.

green bold: Suggested correction related to an error in syntax, grammar, punctuation, etc. (bold underlining). The **Correct** command is provided.

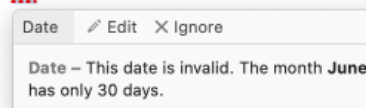
black italic: Suggested correction related to an alert (thin underlining). The command **Replace** is provided. These detections are often dependent on meaning, so the suggestion may not always be valid, hence the more discreet appearance.

I've been waiting for 3 hours.



black standard: in the absence of a specific suggested correction, Antidote indicates the type of detection (e.g. redundancy, informal), and gives a brief instruction (e.g. Evaluate), or asks you to check something (e.g. Appropriate?). Refer to the contextual explanation for details.

Let's meet on June 31.

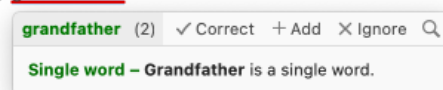


Number of identical detections

A number in parentheses appears to the right of some detections. This indicates that Antidote has identified other identical cases in the text. These cases are underlined, allowing you to quickly find them. If the detection allows them to be corrected at once, the selected action will apply to all the cases.

I enjoy fishing with my grand father.

My grand father is an excellent fisherman.



The contextual explanation

Each detection in the corrector includes an explanation, allowing you to understand and evaluate Antidote's intervention. Sometimes, it may be necessary to evaluate multiple aspects of the same word. In this case, Antidote will provide all the necessary contextual explanations.

Details

Certain explanations are followed by a [\[Details\]](#) option. This can occur if there is more content or if the structure is more complex. Click to show the entire text.

Setting

Several detections, particularly linguistic alerts, are associated with a setting. Here, Antidote displays the word **Setting** after the contextual explanation. Click it to open the relevant panel and then adjust the desired setting.

The next level of explanation

The heading introducing the contextual explanation is a hyperlink that opens the most appropriate resource, depending on the type of detection. In keeping with the guides' emblematic colour, an **orange heading** takes you right to the section of the guides where you will find a detailed explanation of the subject of the current detection. In keeping with the dictionaries' emblematic colour, a **green heading** opens the dictionaries to the definitions or conjugations of the word in question.

→ A **black heading** means that no supplementary link is considered necessary.

The commands

The commands for actions relating to the current detection are located to the right of the suggestion. For detailed descriptions of each one, refer to the later sections [Approve a correction](#) and [Ignore a detection](#).

Searching for other words (the magnifying glass)

For some detections, for example unknown words, a magnifying glass (🔍) accompanies the commands in the tooltip. This performs a search in the dictionary for words that are graphically similar to the detection in question. It then displays the most relevant results in a list. If that list includes the word you want, click it to automatically substitute it for the detection in your text.

→ The **All results** option at the bottom of the list opens the dictionaries, allowing the complete range of search results to be displayed. If you find the word you are looking for there, click it and substitute it for the original by .

Several possible spellings

In the **Language** view, the tooltip may list several suggestions. This happens when the corrector finds more than one possible spelling according to the intended meaning. For example, Antidote may suggest a correction that is preferable in some contexts, while the uncorrected sentence may be preferable in others. When it is unclear which context is applicable, the corrector suggests a possible change.

We saw that it was **close**.

close	✗ Ignorer
closed	✓ Corriger
Near-homophone – Do not confuse the adjectives close and closed .	

The selected suggestion has a darker background and its corresponding contextual explanation is shown below it. If you select an alternative suggestion, the darker background will move and the contextual explanation will change. After considering the different suggestions, make your choice and apply it, allowing Antidote to modify your text accordingly.

Discontinuity warning

In the **Language** view, when the corrector encounters an unusual sequence, it will still display detections, but it will be less sure of its diagnosis in these cases. The tooltips for such detections are labelled *Review* to warn you of the corrector's uncertainty.

APPROVE A CORRECTION

To approve a correction, click the **Correct** command in the tooltip. The proposed correction is inserted in your text and underlined in green. The corrector then moves on to the next detection. For alerts including a suggestion for replacement, click the **Replace** command.

In other cases, the appropriate correction must be made manually, either directly in the correction panel using the **Edit** command in the tooltip, or in the original document. When editing the original document directly, you can reactivate the corrector by clicking its window. The modified sentence will be re-analyzed and you can continue with the correction.

Correct identical cases

By default, when several detections are identical to the current one, Antidote will apply the correction for the current detection to all other identical cases.

- A number enclosed in parentheses in the tooltip indicates how many cases are identical to the current detection.
- In the list of, identical cases are grouped under a single entry accompanied by a number and a circled chevron. Clicking this chevron causes all the individual cases to be displayed, allowing them to be handled separately.
- Note that the corrector flags as identical only those cases that do not depend on the context, which is what allows them to be corrected in batch mode.
- "Identical detections" does not always mean "identical words". Incorrect spacing between a day and a month, for example, applies to any date.
- The automatic correction of identical cases can be disabled from the [General Panel of the Corrector Settings](#)

IGNORE A DETECTION

SUMMARY OF COMMANDS: APPROVE A CORRECTION

If you do not wish to make the change proposed by Antidote, you can simply go on to the next detection, or click **ignore**. The original text remains intact and the corrector moves on to the next case. Clicking **ignore** changes the underlining to a dotted black line; in the list of detections, a \times icon is displayed next to the corresponding entry. This shows you at a glance that this case has been processed. The ignored case is also subtracted from the correction statistics.

Ignore identical cases

By default, when several cases are identical to the current detection, ignoring the current detection will tell Antidote to ignore all the following cases as well.

- A number enclosed in parentheses in the tooltip indicates how many cases are identical to the current detection.
- In the list of, identical cases are grouped under a single entry accompanied by a number and a circled chevron. Clicking this chevron causes all the individual cases to be displayed, allowing them to be handled separately.
- A setting in the [General Panel of the Corrector Settings](#) allows you to stop the corrector from automatically ignoring identical cases.

SUMMARY OF COMMANDS: IGNORE A DETECTION

Disable

Antidote allows you to hide the alerts on a particular word. Perhaps you're already aware that *reunion* is a false friend and no longer wish to be alerted about it in the future. Click the **Disable** command in the tooltip and Antidote will stop alerting you about this particular word.

- The **Disable** command only applies to alerts related to word choice (register, regionalisms, false friends, etc.).
- A dialog warns you that the alert for the word in question will no longer appear at all. Click **OK** to continue, or click **Disabled alerts** to manage the settings for the alert. This warning can be turned off.
- To learn how to manage the list of words associated with disabled alerts, see the [Disabled Alerts Panel](#) section.

GO TO NEXT/PREVIOUS DETECTION

To move to the next detection or to return to the previous detection, use the navigation arrows in the corrector's status bar.

SUMMARY OF COMMANDS: NEXT DETECTION/PREVIOUS DETECTION

ADD A WORD TO A PERSONAL DICTIONARY

Antidote may inform you that it doesn't recognize a certain word. To add that word to one of your personal dictionaries, select it and click the **Add** command in the tooltip. The personal dictionaries window will open to show your newly added word. If Antidote's automatic analysis of the word seems correct to you, you may simply close the window. Otherwise, fill in or edit the various fields so that Antidote knows how the word should be used. See the [Personal dictionaries](#) section for more details.

The flagging of unknown proper nouns depends on the **Flag unknown capitalized words** setting in the [Capital Letters Panel of the Language Settings](#). Click the **Setting** command to access it as needed.

Simultaneously add several words to a personal dictionary

Antidote groups together all unknown words in the list of. To add several of these to a personal dictionary at the same time, select the desired words and then use the add command (click the **+** button in the status bar).

UNDO A CORRECTION

You can cancel a correction that has already been made to your text. When you select an error that has already been corrected, the **Correct** command in the tooltip changes to **Restore**. Click on that command to undo the correction in your text. Both the underlining and the suggested correction return to their initial state.

- You can apply the **Restore** command using the option **Restore these cases** in Antidote's **Detections** menu. You can also use the keyboard shortcut **Ctrl + Z** on Windows, or **⌘ + Z** on Mac.

Adjusting the Corrector's Sensitivity

Adjusting the Corrector's Sensitivity

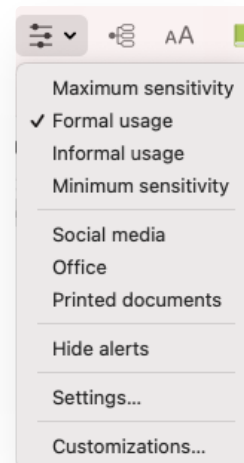
You can adjust the corrector's level of sensitivity to certain types of detections.

→ The [Settings](#) chapter describes all the language and typography settings available.

When the settings are opened from, they open at the panel that applies to the current detection. The [Setting](#) command in the tooltip is more precise, since it links to the setting for an individual alert in the case of multiple alerts for the same word.

SETTINGS MENU

Use the settings menu in the corrector's toolbar (☰ button) to choose the preset that best suits your correction's context, or for quick access to the settings or customizations windows.



Presets

Presets allow you to quickly switch from one configuration of settings to another. They modify a number of different settings across multiple panels in a single operation. For a simple email to a friend, for example, you will probably opt for a tolerant combination of settings, e.g., [Informal usage](#). For an official document, on the other hand, you will likely choose [Formal usage](#) or [Maximum sensitivity](#).

→ The list of updates with each new preset selected.

→ Spelling and grammar errors are always displayed, regardless of the preset chosen.

Maximum sensitivity: Antidote adjusts all relevant language and typography settings to their maximum value.

Formal usage: Antidote adjusts the values of its language settings in all relevant panels in order to carry out an exhaustive check for word choice, language, syntax, punctuation and capital letters. Typography settings are also adjusted for thorough checking based on your national variety's recommended usage.

Informal usage: Antidote adjusts the values of the language settings in all relevant panels for more permissive checking. All the settings related to alerts are disabled. Antidote will also tolerate certain informal features of language; for example, it won't flag the informal determiner in *Lots of people hate coriander*. Antidote also disables most settings related to typography in order to verify only the most blatant typographical errors (double space between words, for example).

Minimum sensitivity: Antidote adjusts all relevant language and typography settings to their minimum value.

Custom settings: If you have created a custom preset, select the one that best matches the context of your correction.

Hide alerts: Antidote does not show any alerts. This is useful if you're short on time and want to perform a quick correction.

Other options

Settings: Choose this option to open the settings window and make any desired changes.

Customizations: Choose this option to open the customizations window and add, delete or modify a custom rule or personal dictionary. See the [Personal Dictionaries](#) and [Custom Rules](#) sections of the [Customizations](#) chapter as needed.

List of [cibles="a11"]Detections[/cibles][cibles="a12"]Results[/cibles]

List of [cibles="a11"]Detections[/cibles][cibles="a12"]Results[/cibles]

The right-hand panel of the window displays the list of results based on your selection in the navigation bar. These results are presented in order of appearance. In , the results are first divided into major classes, and then presented in order of appearance within each class. In certain cases, the grouping together of identical cases may slightly alter the order. Since each entry in the list corresponds to a detection in the text, by selecting a word in one you also select it in the other.

The format of the list intelligently adjusts to the view or the filter selected in the navigation bar to take into account the specific nature of the various types of detections. The following paragraphs describe in some detail the format of the list for the **Language** view and the **Typography** view. For the characteristics of the, see the section devoted to each in the pages that follow.

CLASSES OF DETECTIONS

Language

- ✓ Errors (7)

an orticultural	a horticultural
member	members
annual	Redundancy
taked	took
at	on
Tuesday	Thursday
23nd	23
- ✓ Inconsistencies (1)

back yard/backyard	
back yard	1 ☹
backyard	1 ☹
- ✓ Unknown words (1)

RNGA	4 ☹
------	-----
- ✓ Alerts (8)

knowhow	<i>Informal</i>	2 ☹
anniversary	<i>False friend?</i>	
place	<i>False friend?</i>	
benefits	<i>False friend?</i>	2 ☹
public	<i>False friend?</i>	
!!	<i>Multiple punctuat...</i>	
special	<i>False friend?</i>	
Plants	<i>False friend?</i>	

In the correction views, detections are grouped into classes. These classes are particularly useful in the **Language** view, where the errors require a different sort of thinking than that required by alerts. Evaluating each class separately allows you to concentrate better and actually speeds up the correction process.

Language

- > Errors (43)
- > Inconsistencies (1)
- > Unknown words (1)
- > Alerts (8)

→ The number of detections appears to the right of the name of each class. Only classes with at least one detection are displayed. The chevron to the left of each class name hides or reveals its content.

In the **Language** view, the classes are **Errors**, **Inconsistencies**, **Unknown Words**, **Discontinuities**, **Ambiguities** and **Alerts**. These classes are presented in order of priority, with the most serious cases (errors) coming first.

Errors: Errors are displayed in two columns, with the incorrect word on the left and the proposed correction to the right. Where appropriate, the modified or deleted characters are indicated in red on the left, and the modified or added characters are indicated in green on the right.

Inconsistencies: Each spelling inconsistency is denoted by a title line which lists the different spellings for the same word. Under that line, slightly indented, appears each variant spelling along with its frequency.

Unknown words: Unknown words are listed in their own class.

Discontinuities: For each discontinuity, the passage affected by it appears in the list. The discontinuity may include a syntactic error.

Ambiguities: Ambiguities are followed by the menu of possible spellings. Click the two small chevrons to the right to open a menu and select the one that best fits the context.

Alerts: A brief description in italics is displayed to the right of each alert.

In the **Typography** view, the classes of detections are **General**, **Spaces** and **Conventions**. The **Conventions** class includes errors related to the format of numbers, times, address and other elements of business writing.

Typographical errors tend to be very uniform and do not demand much thought. For example, all end punctuation in a text follows the same spacing conventions. The corrector's presentation here is more generic than specific. Thus, all flagged typographical errors that occur in the same context are grouped under one generic heading, displayed in italics: *Dash in list*, *Space after ":",* etc. Click the **Correct all** button above the list of to correct all the flagged typographical errors in the list at once, or double-click a generic title to correct just that subset at once.

Typography		Correct all
▼ General (5)		
Typographic apostrophe	3	⌵
Typographic quotation mark	2	⌵
Type of quotation mark	4	⌵
Dash in list	4	⌵
Dash indicating break	1	⌵
▼ Spaces (5)		
Space after ":"	1	⌵
Space before ":"	3	⌵
Space before "%"	1	⌵
Space after title	1	⌵
Space needed to the right	1	⌵
▼ Conventions (2)		
Time format	1	⌵
Number format	1	⌵

- The number of occurrences of each type of detection is displayed to the right of the generic title. Click the circled chevron to the right of the number to view all the detections in question.
- Once clicked, the **Correct all** button becomes **Restore all**. Use this command to cancel the correction of all the errors in the list.

HANDLING A DETECTION IN THE LIST

When editing a text, you can use the list of for the correction panel as your workspace. You can choose one or the other depending on your needs. The main advantage offered by the list is that you can easily process a large number of detections at the same time—even the entire list!

the commands described in the **Handling a detection** section may also be applied from the list of detections. The major commands that follow can be applied just as well to a single error as to several. First, select the detection or detections in the list.

Correct

To make the proposed correction, double-click the selection. A green checkmark appears in the left margin, and the correction is made in the text.

✓ Of	of
✓ Neighborhood	Neighbourhood
an orticultural	a horticultural

- In case of an ambiguity, click the icon on the right to open the menu and choose the spelling that best suits the context.

Restore

To restore the original text, double-click again. The green checkmark disappears and the original text is restored for that detection.

Handle identical cases in the list

In the list of, identical cases are grouped together under a single entry accompanied by a number next to a circled chevron. When you click the circled chevron, Antidote displays all the identical cases indented under the first instance. To deal with them all at once, double-click the line with the number.

✓ a particular	particular	
guardens	gardens	3 ⌵
x edibles	edible	

Search in the list

You can restrict the list to a particular word. Click any entry in the list and call up the **Search** command (using the keyboard shortcut **Ctrl** + **F** in Windows or **⌘** + **F** on Mac), and enter the search word in the text field that appears above the list. The number of items in the list shrinks as you type. Click the **Done** button to return the list to its previous state.


- In two-column lists, the search applies to the terms in the left-hand column.
- To see search results for typographical detections, you have to expand the lists of individual cases grouped under the generic titles.

Detailed Analysis

Detailed Analysis

Antidote carries out a detailed analysis of each sentence. If you would like to evaluate its diagnostics or simply satisfy your linguistic curiosity, you can .

DETAILED ANALYSIS WINDOW

To view the detailed analysis of the current sentence, click the  icon in the corrector's toolbar. Antidote will display the detailed analysis in .

Each element of the sentence (word, expression, punctuation, etc.) is followed by its category and an indication of its syntactic function. It sometimes happens that a given sentence will have more than one analysis available. When you view the detailed analysis, the number of alternative analyses is displayed under the title.

To navigate from one sentence to another, select the sentences one by one in the correction panel.

Understanding How [the Corrector](#) [Correction](#) Works

Understanding How [the Corrector](#) [Correction](#) Works

carries out an in-depth analysis of every sentence in your text. It first identifies each word along with its syntactic category, number, tense, etc. It then determines all the relevant links between the words: subject-verb, verb-object, etc. Once that is done, Antidote can then verify the appropriate agreement relationships between the words and propose any necessary corrections.

The following are some of the features of your text that Antidote automatically verifies: the correctness of various grammatical agreements (subject-verb, including agreement with coordinated subjects; articles and determiners with countable and uncountable nouns), verb mood, the written form of numbers, the use of hyphens, false friends, homophones, register, regionalisms, repetition, capitalization, punctuation and more.

Detailed analysis
1 analysis

Analysis no.: < 1 >

This	Determiner	f: Determiner of arrangement
arrangement	Noun, sing.	f: Nominal subject of has
has	Verb, 3rd p. sg. present	f: Core of the sentence
the	Determiner	f: Determiner of advantage
advantage	Noun, sing.	f: Direct object of has
of	Preposition	f: Introduces the clause with creating as its head
creating	Verb, present part.	f: Complement of the verb has
a	Determiner	f: Determiner of environment
forest	Noun, sing.	f: Noun compound modifier of environment
environment	Noun, sing.	f: Direct object of creating
that	Relative pronoun	f: Nominal subject; modifies favourable
is	Verb, 3rd p. sg. present	f: Copula; modifies favourable
favourable	Adjective	f: Relative clause modifier of environment
for	Preposition	f: Introduces birds
birds	Noun, plur.	f: Complement of the adjective favourable
.	Period	f: Marks the end of the sentence

15 words, 0 detections

Note that Antidote's correction is based on the syntactic, grammatical and orthographic properties of your text, not its true meaning. Antidote does not really understand what a sentence means and can't necessarily turn a poorly written text into a literary masterpiece.

DISCONTINUITIES

Despite all of the tools at its disposal, may not be able to analyze every sentence it encounters. It uses a dotted line to indicate the area where its analysis ends.

TEXT DISPLAYED IN GREY

On rare occasions, the corrector may display some sentences in grey. These are usually sentences that Antidote was unable to analyze and therefore cannot provide any information about. If this happens, .

Making [the Corrector's Job](#) Correction Easier

Making [the Corrector's Job](#) Correction Easier

To help spot as many errors as possible, pay attention to the four following points:

COMMAS

Commas are powerful: a missed or misplaced comma can make your sentence fall apart. It may also leave Antidote stumped, even though it knows the most common comma-related errors. Handle your commas with care and check the relevant articles in Antidote's guides if you need clarification.

LONG SENTENCES

Pay attention to the length of your sentences. If they get too long and include a number of nested elements, confusion can ensue. Antidote, as well as your future readers, will have an easier time understanding clear and concise sentences.

→ The **Readability** section of the **Style** view helps you spot long sentences and nested phrases.

UNUSUAL SENTENCES

There are many ways to say the same thing in English, and Antidote is well equipped to handle most of them. However, particularly unusual phrasing can throw the corrector off, and might have the same effect on your readers. For example, if the subject is in an unexpected place, it may be misidentified for verb agreement corrections.

→ The **Constructions** section in the **Style** view can spot verbless sentences.

UNKNOWN WORDS

Antidote knows more words than most of us, but English is a living entity! Like us, the corrector can analyze a sentence even if it contains a word it does not know. However, it is rarely able to propose a correction for that word. Share your knowledge with Antidote: add the unknown word to one of your personal dictionaries. When Antidote later corrects you on that word, you'll be glad you did.

→ For optimal handling, unknown words are grouped together in the list of detections in the **Language** view. They can also be displayed by the readability filter in the **Style** view.

STYLE VIEW

Antidote can shed light on traditional stylistic concerns: repetitions, particular constructions and vocabulary. It can also evaluate the general readability of a text through its different elements. The **Gender neutrality** filter examines how a text can better represent both women and men without affecting its overall style. Unlike the **Language** and **Typography** views, the **Style** view tackles the text from a qualitative angle, without being prescriptive. The notion of error has no place here. At this stage, the corrector's goal is to help polish the text by making it less cumbersome and by enriching it with more dynamic or inclusive vocabulary. Antidote makes your job easier by highlighting all instances of the stylistic aspect under consideration. If a sentence has to be rephrased, you can accept the alternative proposed by the corrector, edit it directly in the correction panel or return to your writing software. Not feeling particularly inspired? Double-click the flagged word and explore the main synonyms for it. Then, simply click the synonym of your choice to insert it directly into your text.

- Simple options, accessible at the bottom of the list of allow you to personalize the results.
- A blue dot in the navigation bar indicates the presence of results.
- Note that the underlining in the **Language** view remains visible in the **Style** view, although it is greyed out. The tooltips and their commands also remain available.

CHARACTERISTICS OF THE DETECTIONS IN THE STYLE VIEW

The **Style** view presents its detections with highlighting and tooltips, and groups them by type in the list of This section describes the handling of detections by this dynamic component.

- Each tooltip has a link ⓘ to a guide article corresponding to the detection. There you'll find the reasoning behind the detection and can take inspiration from the rephrasing examples presented.

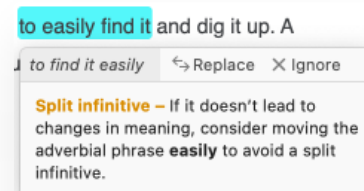
The Style tooltips

The tooltip of a style detection displays suggestions and actions tailored to the type of detection for even more convenience. On some types of detection where an explanation is unnecessary (repetition, for example), the tooltip may be limited to a single line.

Approving a suggestion

Many detections have a replacement suggestion displayed in the left corner of the tooltip. To approve the proposed change, click the **Replace** command in the tooltip. The suggestion is then substituted for the flagged text and the highlight disappears.

- The tooltip appears whenever a suggestion is available, whether you click the detection directly in the text or in the list of results.



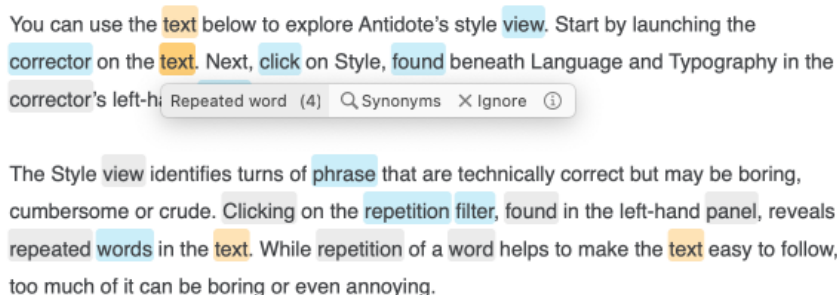
Sometimes lightening the text requires deleting a word or two. To approve the corrector's suggestion, click the **Delete** command in the tooltip. The highlighted segment disappears from your text, with the corrector adjusting the capitalization as needed; the detection then disappears from the list.

- The tooltip appears whenever a suggestion is available, whether you click the detection directly in the text or in the list of results.

Finding a synonym

To solve an issue with repetition or register, let yourself be guided by the corrector's synonym suggestions. Click the **Synonyms** command in the tooltip (or double-click the detection), then choose a replacement word. Your selection is applied to the text and the detection disappears.

- The tooltip appears when you click the repetition in the text. The tooltip does not appear if you click the repetition in the list of results, so as not to inadvertently hide other occurrences.

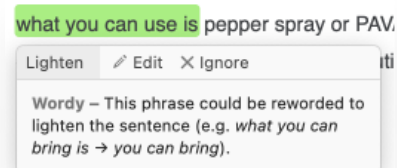


You can use the text below to explore Antidote's style view. Start by launching the corrector on the text. Next, click on Style, found beneath Language and Typography in the corrector's left-hand panel. The Style view identifies turns of phrase that are technically correct but may be boring, cumbersome or crude. Clicking on the repetition filter, found in the left-hand panel, reveals repeated words in the text. While repetition of a word helps to make the text easy to follow, too much of it can be boring or even annoying.

Modify the text

In other cases, the appropriate modifications must be done by hand, either directly in the correction panel with the **Edit** command of the tooltip, or in the original document. In the latter case, reactivate the corrector once done by clicking its window. The modified sentence will be re-analyzed and you can continue with the correction.

- The tooltip appears whenever a suggestion is available, whether you click the detection directly in the text or in the list of .



what you can use is pepper spray or PAV. Lighten Edit Ignore Wordy – This phrase could be reworded to lighten the sentence (e.g. *what you can bring is* → *you can bring*).

Ignoring a suggestion

If you would rather not make a change proposed by Antidote, you can simply move on to the next detection or click **Ignore**. The original text remains intact and Antidote proceeds to the next detection. Clicking **Ignore** makes the highlighting disappear in the text and greys out the detection in the list in the right-hand panel and adds an “X” icon to the left of it.

The list of Style

The right-hand panel of the corrector window displays the list of results made by the selected filter. The list groups together and colour-codes cases belonging to the same class so they can all be assessed uniformly. Only classes with at least one result are displayed in the list.

The total number of results is displayed to the right of the title of each class. If there are more than five, click **and x others** to see them all and **Reduce to 5 results** to revert to the original view. To disable the detections for a given class, uncheck the corresponding box to the right of the class title in the list of . To hide the detections for a given class from the list of results, click the chevron to the left of the class title.

Just as with the **Language** and **Typography** views, you can filter the list display to search for a specific word. See the **Correction process** section for more details.

- Some filters display a “%” symbol above the list of results to the right of the title. Click it to see the results as a percentage of each class of detection.
- Some filters allow you to sort the results by different parameters. To see the sorting options available for the current filter, click the ☺ icon to the right of its title.
- Depending on the chosen filter, the ⓘ icon appears when you hover the mouse over certain detection-class titles. Click it to access the guide article that corresponds to that class of detections.

THE INFLUENCE OF LANGUAGE CORRECTION ON THE STYLE VIEW


To determine the detections of the **Style** view and the cases corresponding to its various revision, statistics and inspection filters as precisely as possible, Antidote uses the results of the corrector's analysis. This is how it can distinguish a number that is part of a date from another denoting a quantity, how it can work on several sentences at the same time and detect entire passages and not just individual words, and how it can even isolate elements of pragmatics.

Consequently, the quality of the detections relies directly on that of the corrector's analysis: if the analysis is weak, the detections will be too. For example, an unknown proper noun will sometimes be classified as a place rather than a person, or a passive phrase will be misinterpreted.


This is why we strongly advise that you make the suggested corrections in the **Language** view, as well as resolve its analysis difficulties (for example, adding unknown proper nouns to a personal dictionary), before you go on to check style and other . The results will be all the better for it.

Repetition

Repetition

Each detected repetition includes a tooltip that displays only when you click on a repetition in the text. The tooltip does not display when you click in the list of , to avoid hiding other occurrences of the repetition. The tooltip includes a link  to the guides.

Where appropriate, you can avoid the repetition by replacing the second term with a pronoun, substituting a synonym for the term, or reformulating the passage so that only a single occurrence is necessary.

→ Quickly find a synonym and replace your repeated word in a single click with the **Synonyms** command in the tooltip. You can also use the context menu .

Options panel

Range: The range sets the maximum distance between two terms that will be considered repetitions. The shorter the range, the fewer the repetitions; the longer the range, the more repetitions. Note that the range takes sentence boundaries into account.

Smart filter: When the smart filter is enabled, the repetitions filter avoids flagging repetitions that appear to be justified in the context. For example, the corrector will not consider titles, because they invariably repeat material from the text that follows (although a repetition within the title itself will be flagged). As for proper nouns, it will flag a repetition when there are four or more occurrences of a particular proper noun within the same paragraph. Disable this filter if you want to see all repetitions.

Words from the same family: Detections may or may not include words of the same family (such as *force* and *forceful*).

Include: In certain types of texts (scientific, legal, etc.), precision prevails over style. The repetition of a precise expression, rather than an approximate synonym, may then be acceptable or even required. If so, uncheck the appropriate categories of words in order to exclude them from the flagged repetitions.

Constructions

Constructions

An important source of a text's verve is its syntax; ideally, we would like it to be varied, fluid and elegant. The corrector flags certain constructions: the passive voice, impersonal or negative constructions, verbless sentences and wordiness. These are not incorrect, neither should they be systematically avoided, but their usage merits close attention.

- Clicking the options bar will show you a slider associated with these categories of construction: passive voice, impersonal constructions, negatives and verbless constructions. You can choose whether to perform an exhaustive check or to speed things up by focusing only on the most blatant cases of the construction in question. See the tooltips associated with each of the slider's positions to help you decide which one to select.

Passive voice

Passive constructions (in which the verb is conjugated with *be* and the subject undergoes the action rather than being the active agent, e.g. *the film was lauded by the critics*) are useful when you want to focus on the object rather than the subject. Otherwise, an equivalent sentence in the active voice usually has more impact (e.g. *the critics lauded the film*). A text with too many passives can seem impersonal or detached.

Impersonal constructions

Antidote can quickly locate impersonal constructions in your text and help you avoid overusing them. Although they are at times useful, impersonal constructions have the disadvantage of moving the real subject to the end of the sentence. This is appropriate if you want to put emphasis on the theme of a sentence. In other cases, however, an impersonal construction (e.g. *it is imperative that...*) can make your text feel cumbersome.

Negatives

Make sure that negative constructions effectively convey your intended meaning, particularly when a sentence contains more than one negation. It can be a challenge to understand multiple negations when they are embedded within each other or appear in succession (e.g., *it isn't impossible that she won't arrive on time*). As a general matter of style, it is usually preferable to reformulate negative constructions as positive ones, provided that the negation is not essential to your message.

Verbless sentences

Because it expresses the action that links the subject and its object, the verb normally forms the nucleus of the sentence. Hence, a sentence without a verb or with a nonverbal nucleus immediately appears questionable. The corrector highlights sentences in your text that lack a main verb, letting you determine whether you should instead paraphrase using an explicit subject and verb.

- Antidote ignores titles when checking for verbless sentences.
- The number displayed to the right of each detection shows the number of words in each verbless sentence. Longer verbless sentences are more likely to be the result of an omitted word, so you may wish to check them first.

Split infinitives

A verb in the infinitive is said to be "split" when an adverb is placed between the particle *to* and the verb itself (e.g. *to heartily agree*). Split infinitives are widely accepted in both written and spoken English. Nonetheless, they are occasionally considered incorrect. If this concerns you, using this filter will allow you to locate and reformulate split infinitives if you consider it necessary.

Dangling prepositions

Prepositions that come after their objects can be said to be “dangling” (e.g., *It’s nothing to worry **about***). Although this practice is a common and standard feature of English, it is sometimes criticized as inelegant in certain contexts. This filter allows you to identify and reformulate dangling prepositions as needed.

Wordiness

This filter locates passages in which many words are used to express a relatively simple idea. These wordy constructions can usually be reformulated, making your text lighter and easier to read. For example, you may wish to replace *what you can do is with you can, or in addition to* with *and*.

- The tooltip proposes several actions depending on the cases it detects. See the [Characteristics of the detections in the Style view](#) section to learn more about each function.
- The examples presented in the guide article that describes the detected issue may provide inspiration. Click the ⓘ icon located in the right corner of the tooltip to consult the corresponding article.

Vocabulary

Vocabulary

Words convey our thoughts, and we need to choose them carefully so they reflect those thoughts as accurately as possible. Antidote will draw your attention to the following: certain classes of words in your text that may be problematic and which you will generally want to avoid, including redundancies and words that may be inappropriate or offensive; regionalisms and words that belong to a particular register, which you will also want to review; and certain commonplace verbs, which you may want to liven up. If you need to make a substitution, you can quickly replace a questionable word in a single click with the [Synonyms](#) command in the tooltip. You can also double-click the word in question or select from the context menu (⌘).

- The vocabulary problems that Antidote flags (except for commonplace verbs) depend on your language settings. If necessary, click [Setting](#) in the tooltip to change the setting for a specific detection type. Note that the new settings will also apply to the [Language](#) view’s analysis of the text.

Redundancies

A redundancy is an expression whose meaning is unnecessarily repetitive (e.g., *young puppy, free gift, added bonus*). They are best avoided!

Register

A word that belongs to a non-standard register is likely to strike a false note in your text. The word may be the result of a deliberate stylistic choice, or it may be a mistake, in which case you will probably want to replace it with a neutral synonym.

Offensive

The corrector draws your attention to words that could be considered offensive (slurs, insults, vulgar terms, etc.). Make very sure their use is justified in your text.

Regionalisms

Employing a word or phrase whose use is limited to a particular linguistic region can increase the risk of misunderstanding. Antidote allows you to quickly spot words that are specific to a given English-speaking country, such as Canada, the US, the UK and others.

Commonplace verbs

The verb expresses the action of a sentence, serving to link the subject and the object. Therefore, the verb has an important role to play: it has to make a good impression on the reader. Antidote will locate “dull” or “empty” verbs in your text and those that are overused, so you can replace them with “full” verbs that carry a distinct and precise meaning. So instead of writing *She is **doing** an experiment in nuclear medicine*, you might prefer *She is **conducting** an experiment in nuclear medicine*.

- The verbs *be* and *have* are not included among commonplace verbs when they function as auxiliaries.
- A slider lets you adjust the filter’s sensitivity to flag all the commonplace verbs in your text or, for faster processing, only the most flagrant cases. See the tooltips associated with each of the slider’s positions to help you decide which one best suits your needs.
- The verb *to be* is extremely frequent, and in many constructions it is difficult to find a synonym for it. Antidote therefore allows you to exclude it by unticking the **Include to be** checkbox.

Nominalization

Nominalization is the use of nouns that are derived from verbs or adjectives. Excessive nominalization, particularly when the verb or adjective is much more common than the noun, can weigh down a text or make it harder to understand.

Non-contracted forms

Careful use of contractions (e.g. *haven’t*, *won’t*), as opposed to non-contracted forms (e.g. *have not*, *will not*), can help your text flow smoothly.

Readability

Readability

A text’s readability is considered optimal when it reads fluently and its content is easily understood by the target audience. It can be measured according to various elements in the text, particularly the length of words and sentences, as well as the accessibility of its vocabulary. Antidote provides you with a list of the elements in a text that may be detrimental to readability, so you can examine them more closely.

Tooltip


When you click a detection in the correction panel, a tooltip appears offering commands such as **Edit**, **Synonyms** and **Ignore**. See the **Characteristics of the detections in the Style view** section for more details. The tooltip is not displayed if you click a detection in the list on the right to avoid hiding the text and hindering any changes you would like to make.

Tooltips for certain detections include the ⓘ icon, which links to the corresponding article in the guides. The article explains the detection, and the examples therein may offer inspiration for rewording your text.


Options

Click the chevron \wedge at the bottom of the list of filters to reveal the options associated with certain filters. These options are described below the relevant sections.

Link to guides

Many readability filters are associated with an article allowing you to delve deeper into the issue and watch out for it in the future. Where applicable, the article is directly accessible using the  icon shown to the right of the filter when you hover the mouse over the list of .

Readability Index

Readability is calculated using different elements of the text, which vary in nature and importance according to the formula used. Calculated using an original formula, Antidote's own index is shown in the list of results alongside the well-known indexes *Flesch*, *Flesch-Kincaid*, *Gunning fog* and *Coleman-Liau*. To find out more, click the  icon that appears to the right of this section's title on mouseover.

Long sentences


Overly long sentences can confuse your readers or slow them down. Separate your ideas and divide up long sentences using a period or a semicolon. But be careful not to introduce unnecessary repetitions!

Option

Set a minimum number of words for a sentence to be considered long. This threshold may vary according to the style and nature of your text.

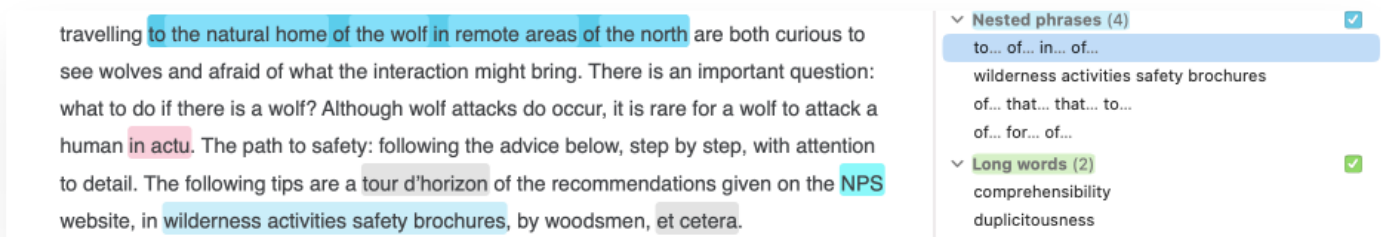
 The word count does not include punctuation.

Order of results

Sentences are sorted in the list of according to their order of appearance in the text. If you want to work through them in order of length, check the option **Sort by number of words**. This is in the  menu shown to the right when you hover the mouse over **Long sentences**.

Nested phrases

Sequences of nested phrases can affect the flow of your text and make it hard to understand. The corrector flags sentences that would benefit from paraphrasing with fewer embedded modifiers. To make things easier, the prepositions, conjunctions and possessives introducing these phrases are highlighted.



travelling **to the natural home of the wolf in remote areas of the north** are both curious to see wolves and afraid of what the interaction might bring. There is an important question: what to do if there is a wolf? Although wolf attacks do occur, it is rare for a wolf to attack a human **in actu**. The path to safety: following the advice below, step by step, with attention to detail. The following tips are a **tour d'horizon** of the recommendations given on the **NPS** website, in **wilderness activities safety brochures**, by woodsmen, **et cetera**.

- Nested phrases (4)**
 - to... of... in... of...
 - wilderness activities safety brochures
 - of... that... that... to...
 - of... for... of...
- Long words (2)**
 - comprehensibility
 - duplicitousness

Long words

Long words can be detrimental to a text's readability, especially if they are not frequently used and contain a large number of letters and syllables. Try not to use too many of them, particularly in texts written to be read aloud, or your reader might stumble! If needed, replace a long word with a shorter synonym using the **Synonyms** command in the tooltip, or by double-clicking the word in the correction panel.

Option

A slider in the options panel lets you choose whether to flag all long words or those of varying degrees of significance, depending on their frequency and number of syllables.

Rare words

Unfamiliar words can hinder your readers' comprehension of the text. These can include things like highly technical terms, neologisms or terms that are no longer in use. The filter reveals all such uncommon words, allowing you to change them for your readers' benefit. If needed, replace a rare word with a more common synonym using the **Synonyms** command in the tooltip, or by double-clicking the word in the correction panel.

Option

A slider in the options panel lets you adjust the number of rare words that are flagged according to their relative rarity.

Foreign expressions

Certain expressions that originate in other languages are well established in English (e.g. *curriculum vitae*). However, others are less common and may make your text harder to understand. Make sure that they are used correctly and tailored to your intended readership. If needed, replace a foreign expression using the **Synonyms** command in the tooltip, or by double-clicking the word in the correction panel.

Unknown words

The filter flags all terms that are not known to Antidote's dictionaries. If your readers don't know them either, they may find your writing difficult to understand. You may want to specify its meaning, or replace it with a more universal synonym.

→ Unknown words are also grouped together in the list of results (right panel) in the corrector's **Language** view.

Abbreviations

Abbreviations lighten a text by reducing the length of frequent words; acronyms avoid the repetition of complex expressions. Make sure your text is clear by defining acronyms the first time they are used, even if you consider them to be well known.

→ The filter does not flag abbreviations for titles such as Mr., Mrs. or Ms.

Ambiguous antecedents

An antecedent is a word or phrase that another word (usually a pronoun) refers to later on in the text. Sometimes, the antecedent of a word can be unclear, which can be detrimental to readability. For example in the passage *a dog of a hiker that finds a wolf*, it is unclear whether *that* refers to the dog or to the hiker.

The filter highlights the word along with its possible antecedents.

→ The filter highlights the word along with its possible antecedents.

Negations of degree

Some words can include prefixes that indicate degree. When these words are also negated (as in *cannot be overstated*), more effort is required to untangle the text, which can be detrimental to readability.

Gender Neutrality

Gender Neutrality

Unless you are referring to an individual person whose gender you know, or if gender is otherwise relevant to your message, it is advisable to use gender-neutral language to eliminate bias in your text. Additionally, many gender-specific terms are beginning to fall into disuse and may make your text seem out-of-date. The gender neutrality filter includes two categories of detection.

- In many cases, a tooltip includes a suggested replacement for the detection. Choose the ↔ **Replace** command to apply the suggestion: the text will be modified and the detection will disappear.
- Get ideas from the examples included in the guide articles on inclusive language by clicking the ⓘ icon at the top of the list of detections.

Nouns

These detections include nouns for gender-specific job titles, such as *apoliceman*, as well as words that exclude a gender when referring to a group that may be (or certainly is) mixed-gender, such as *wives* or *mankind*. In the vast majority of cases, these nouns can easily be substituted for gender-neutral equivalents, such as *police officer*, *spouses* and *humanity*.

Pronouns

Gender-specific pronouns and their associated determiners, such as *he* or *his*, are obviously suitable when referring to an individual whose gender is known, or when their gender is otherwise relevant. In other cases, consider using gender-neutral pronouns such as *they* and *their*.

ANTI-OOPS! VIEW

THE REVISION [CIBLES="A11"]PRISM[/CIBLES][CIBLES="A12"]VIEW[/CIBLES]

After the correction process has been completed, submit your text to the Revision to inspect it from a number of different angles. The Revision offers a variety of filters that address some particularly delicate features of your text. If the text is important, you should consider consulting each of these filters. Revision filters examine the text from three important linguistic perspectives: pragmatics, semantics and logic.

To carry out a complete revision of your text, simply navigate from filter to filter and from case to case, critically assessing the highlighted elements and making corrections where necessary.

- **Important:** The elements highlighted by the revision filters are not necessarily undesirable. Linguistically, many of the aspects that the filters draw attention to may be perfectly correct. It is up to you to decide if they are appropriate or require modification.
- The results can be customized in the options panel at the bottom of the list of detections.

In the example below, the text is being viewed through the **Pragmatics** filter. This allows you to quickly spot problems related to context (who, when, where, how many/much, etc.).

Characteristics of the results in the Revision

- The results are highlighted in the main correction panel. They are also visible to the right of the panel in the list of detections.
- The underlining from the corrector's **Language** view remains visible here, although it is greyed out. The tooltips and their commands also remain available.
- Each revision filter is associated with an article in the guides. Click the ⓘ icon at the top right of the list of detections to access the guides.
- Filters with a percentage "%" symbol above the list of detections allow results to be displayed as percentages.
- Only classes of detections with at least one result are shown in the list. The total number of results is shown to the right of each class title. If there are more than five detections, click **and x others...** to see them all, and **Reduce to 5 results** to revert to the original view.
- To disable the detection of a given class, uncheck the corresponding box to the right of the class title in the list of detections.
- To hide the results of a given class from the list of detections, click the chevron to the left of the class title.

PRAGMATICS

Who

The **Who** filter displays the names of people or personalized entities in the text. This allows you to identify all the actors in the text at a glance and assess how frequently they occur.

→ An option allows you to exclude initialisms.

How many/much

The **How many/much** filter reveals all the numeric elements in the text, in both letters and numbers (except for dates, which are handled by the **When** filter). This allows you to identify all the sums and quantities in the text at a glance to check that they are accurate.

→ Options allow you to restrict the results of this filter to sums of money, percentages, and quantities that are precise or approximate, for a more focused revision.

When

The **When** filter reveals all the temporal elements of the text. This allows you to identify all the dates and times at a glance, as well as the text's chronological order, to verify that they are accurate.

→ Options allow you to restrict the results of this filter to dates, deixis (words whose meaning can only be determined by reference to the extra-linguistic context) and other temporal expressions, for a more focused revision.

Where

The **Where** filter reveals all the place names and the contact information included in the text—address, email, phone number and other such information—as well as the adverbs of place. This allows you to identify where the action of the text is situated at a glance, along with the above-mentioned contact information, to verify that these are accurate.

→ Options allow you to exclude contact information, proper nouns, deixis (words whose meaning can only be determined by reference to the extra-linguistic context) and other spatial expressions, for a more focused revision.

Protagonists

The personal pronouns *I*, *you* and *we* refer to the people writing and reading the text. This filter reveals all occurrences of these pronouns so that you can verify their accuracy, frequency and distribution. The *I* may appear inappropriate in some formal texts where *we* would be preferable. Moreover, the overuse of *I* or *we* can even betray a hint of egocentrism. Additionally, it may be preferable to maintain a balance between *us* and *you* in a text that lays out a mutual understanding.

Internal references

Use this filter to examine various classes of pronouns, possessive determiners and demonstratives that refer to other elements within the text. Verify that the form of the pronoun or determiner corresponds to its antecedent, especially if the latter's number is not obvious: *the government passed its bill* (and not *their bill*).

Pragmatics ⓘ

- ✓ **Who (4)** ✓
 - Stephen 2 ⓘ
 - Jane
 - Frederick Smith
 - Mrs. Smith
- ✓ **How many/much (6)** ✓
 - 5 076
 - 20 %
 - many
 - ten
 - one
 - Three
- ✓ **When (6)** ✓
 - This summer
 - at Tuesday, July 23nd, 2015 13:00
 - over last year
 - these year
 - When choosing the winner
- ✓ **Where (6)** ✓
 - Richmond 3 ⓘ
 - into they're back yards
 - at the information stations
 - in my Yard
 - www.example.com
 - 1-800-555-0199
- ✓ **Protagonists (3)** ✓
 - our
 - you
 - Your
- ✓ **Internal r...rences (4)** ✓
 - their 5 ⓘ
 - It 6 ⓘ
 - them
 - Who 2 ⓘ

SEMANTICS

The semantic filters reveal opposing or complementary aspects of the text that are part of its meaning and affect its feel and strength. The filters can be activated simultaneously in order to compare, by means of contrasting colours, the distribution and the weight of positive and negative elements within the text. If you need to reformulate, quickly find and substitute a synonym by opening the context menu () and selecting.

- The slider in the options panel determines the filter's sensitivity. At minimum sensitivity, the filter will only show words that always have a weak, strong, negative or positive meaning. As you increase the sensitivity, it will begin to include words that have one of these meanings in some contexts only.
- The checkboxes in the options panel let you restrict the filter's results to only certain syntactic categories.

Weak

This filter highlights words and expressions whose meaning is imprecise or unclear; it identifies words that are semantically weak or generic in scope. It may be a noun (*thing, guy*), an adverb (*quite, roughly*), a verb (*seem, think*), an adjective (*good, decent*), a pronoun (*somewhere*) or another type of weak word. It's up to you to decide, depending on the nature of your text, whether to make your thoughts clearer by using terms whose meaning is more "rigorous" or precise.

Strong

This filter flags words or expressions whose meaning is strong, or even emphatic or superlative. It may be a noun (*colossus, tragedy*), a verb (*fascinate, massacre*), an adjective (*superhuman, voracious*), an adverb (*hysterically, viscerally*) or another category. By opting for more moderate terms, you can, if you so desire, reduce the intensity of your text and soften your words.

Negative

Some words reference things that are necessarily negative (*aggression, ruin, violently*, etc.), or betray a negative opinion (*abusive, reject, condemn*, etc.). Using the **Negative** filter, you can quickly assess the "negative orientation" of your text and reduce it, if so desired.

- An option allows you to include "negated positives" (e.g. *not appropriate*) among the expressions flagged with negative meaning.

Positive

Some words have positive semantic content (*love, benefit, honour, important, valiantly*). They evoke things that are pleasant (*peace, joy*) or things that are viewed positively (*studious*), most often on the basis of subjective criteria. The **Positive** filter evaluates the distribution of these elements in your text to help you determine whether they correspond to the message you want to convey and are suitable for the intended type of text. A text that is meant to be objective, for example, should make moderate use of such terms.

Semantics	%	Info
<ul style="list-style-type: none"> <ul style="list-style-type: none"> Weak (9) <input checked="" type="checkbox"/> estimated Good 4 <input type="text"/> likely thought around and 4 others... <ul style="list-style-type: none"> Strong (5) <input checked="" type="checkbox"/> last most 2 <input type="text"/> uniquely !! proved <ul style="list-style-type: none"> Positive (19) <input checked="" type="checkbox"/> opportunity knowhow 2 <input type="text"/> allow benefits 2 <input type="text"/> Good 4 <input type="text"/> and 14 others... 		

LOGIC

Transitions

The semantic content of a text is generally distributed over several sentences and paragraphs. To connect the ideas in these sentences and paragraphs, various transition words and expressions are used. The **Transitions** filter detects these transition points in the text, from simple adverbs to long paraphrases. You shouldn't use too many of these, however, because they can weigh down the text; it's preferable to vary their usage. Moreover, some transition words, called correlatives, display a particular logic: when *firstly* is employed, for example, it should normally be followed by *secondly*, or an equivalent term.

→ If any reformulations are necessary, quickly find and substitute a synonym by opening the context menu and selecting .

Logic

- Transitions (3)**
 - as
 - When
 - If
- Quoted text (2)**
 - "Who would have thought,..."
 - «Good to see and good to...
- Reporting clauses (2)**
 - as saying
 - Mrs. Smith said

Reporting clauses

Reporting clauses attribute a quote to its author ("*It's raining,*" *he said.*), and describe its context. They serve to break up the quotations in a text. The **Reporting clauses** filter allows you to rapidly assess the distribution of these clauses and their logical progression. Avoid tired repetitions, i.e. the same reporting verbs that are employed too frequently, as well as verbs that are overly expressive in these clauses.

THE STATISTICS [CIBLES="A11"]PRISM[/CIBLES][CIBLES="A12"]VIEW[/CIBLES]

Some statistical filters can display results as percentages rather than numbers of occurrences; click the percentage "%" icon to make the change.

Some statistical filters allow results to be sorted in a number of ways. If available, click the ☰ icon to the right of the filter title to see its sorting options.

Some statistical filters are linked to a detailed article in Antidote's guides. Click the ⓘ icon to consult them.

COUNTS

Totals and lengths

These filters will give you the number of paragraphs, sentences, words and characters in your text. They also provide the average number of sentences per paragraph, words per sentence and characters per word.

Reading time

These details have been expertly compiled and analyzed to give the average reading time for the entire text. This information can be useful in a number of domains, such as education, advertising and subtitling.

Billing

Some professional writers and translators calculate the fees they charge their clients based on the number of data units (characters, words, phrases, etc.) in the texts they produce. The **Billing** details are designed to help with this. To rapidly calculate the billing amount, enter the unit cost, the currency and the textual unit you want to use.

Counts

Totals

- 6 paragraphs
- 22 sentences
- 394 words
- 1,963 characters (no spaces)
- 2,346 characters (including spa...)

Lengths

- 3.7 sentences per paragraph
- 17.9 words per sentence
- 5.0 characters per word

Reading Time

Silently: 1 min 29 s
Aloud: 2 min 31 s

Billing

Sum: \$ 1.00
By: word

Total: \$ 394.00

PERFORMANCE

Results

This filter provides information on the number of errors detected per hundred words and the number of errors detected per sentence.

Antidometer

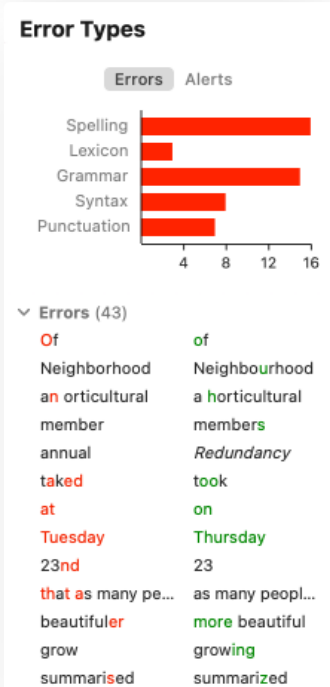
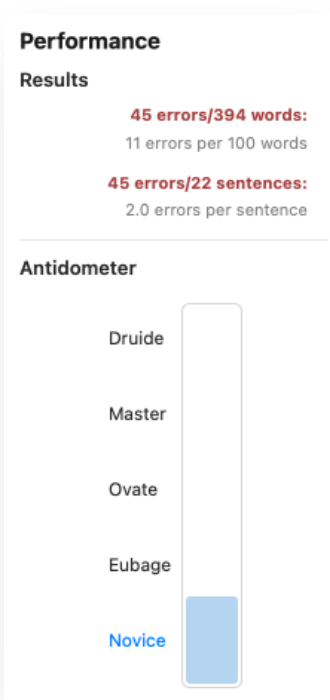
A gauge indicates your relative performance on a scale from **Novice** (rather poor performance) to **Druide** (excellent performance).

ERROR TYPES

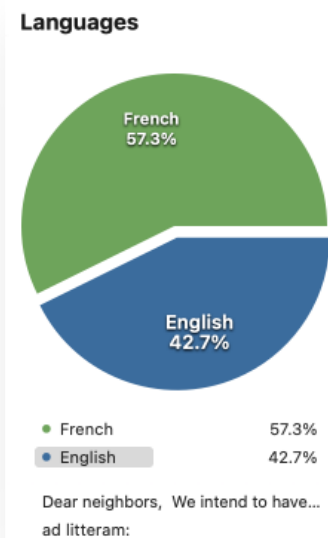
Error types separate language detections and group them into classes. Errors and alerts are presented in the form of histograms that indicate the number of detections for each class. Click the name of a class or the corresponding bar and a new histogram appears below it, providing a finer set of detections. When you do so, the corresponding errors are highlighted in the correction panel and are listed under the histograms, letting you concentrate on spelling errors, for example, or focus on the alerts related to capitalization.

→ As you apply corrections, the histogram bars gradually change from red to green.

LANGUAGES

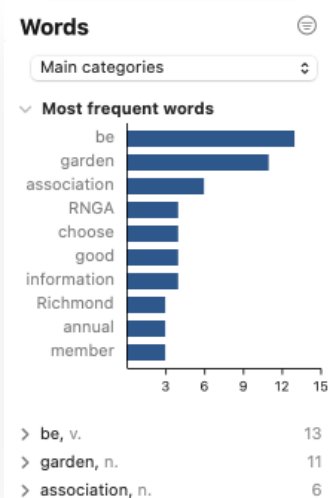


The **Languages** filter shows you what proportions of your text are in English, French and other languages. Click one of the languages in the right-hand panel to highlight the corresponding passages in the text and to display them in the list of detections.



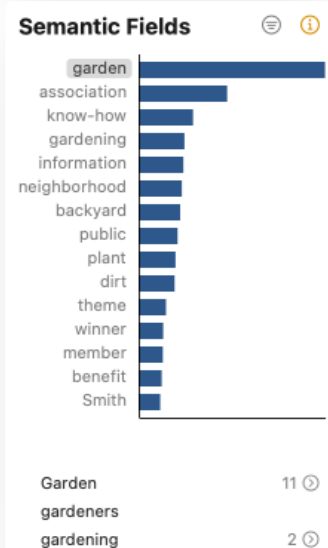
WORDS

The **Words** filter displays all the words in the text, ordered by frequency. The ten most frequent words are displayed as a histogram. A drop-down menu under the filter title lets you see only the words belonging to a given syntactic category, e.g. nouns or adjectives. Click a word in the list or in the histogram and all its occurrences are highlighted in the text and displayed in the right-hand list of detections.



SEMANTIC FIELDS

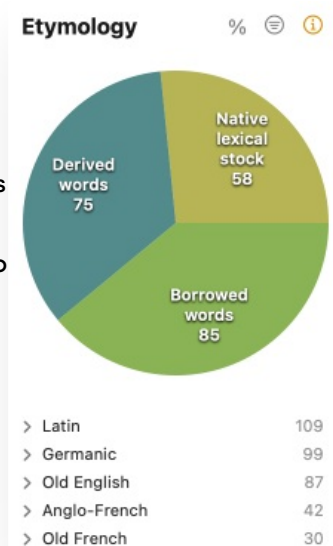
The **Semantic fields** filter displays the most frequent nouns and proper nouns used in the text. In most cases, each of these belongs to a semantic field, which is a network of other lexically or semantically associated words. Explore these results by clicking your text's most prominent words.



ETYMOLOGY

The **Etymology** filter shows the distribution of words in the text according to their origin. A pie chart with three sections shows the relative proportion of words that derive from the native stock of the English language, were borrowed from other languages, or were created through native word formation. The list of source languages appears at the bottom of the chart, presented in order of frequency, and initially displays the origin of all the words in the text, according to the three sections of the pie chart. When you click one of the sections of the chart, the list changes to display just the origin of the words corresponding to that source:

- for words of native lexical stock, the list includes those languages from which English inherited words at its origin;
- for borrowed words, the list includes all foreign languages, ancient and modern, from which English has borrowed over the centuries;
- for derived words, the list includes second-tier languages, i.e. the original languages used to create new English words, as well as word origins that are not languages as such, like proper names, onomatopoeic forms and interjections.



In all cases, clicking a particular word origin in the list highlights all words of that origin in the text—for example, highlight all the words derived from Old French by clicking Old French in the results list.

- For more information on the origins of English words, click the ⓘ icon in the upper right corner of the results panel.
- For more information on the origin of a particular word, click the title of the language/origin under which the word is displayed in the results list, then click the guides icon in the to display the relevant article.

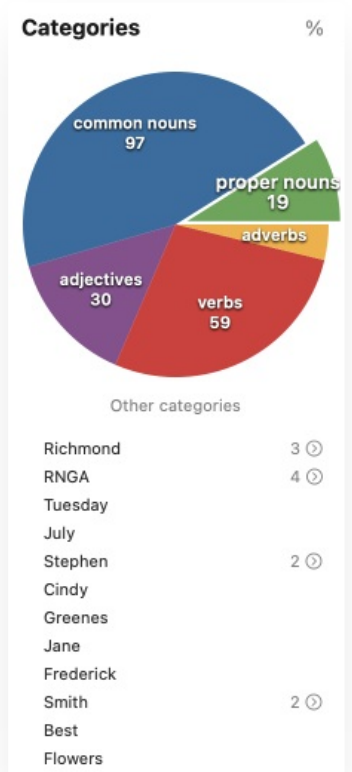
TENSES

The **Tenses** filters show the number and distribution of verb tenses used in your text. Click one of the sections of the pie chart to highlight all occurrences of that verb tense in the correction panel.



CATEGORIES

These filters show the number and distribution of syntactic categories in your text. Click one of the sections of the pie chart to highlight all occurrences of words that belong to that category in the correction panel. By default, only the major syntactic categories are displayed. To display all categories, click **Other categories**. Click **Fewer categories** to revert the chart to its original state.



THE INSPECTION PRISM INSPECTION VIEW

The one hundred or so filters of the Inspection dissect the basic elements of your text, allowing you to examine it in depth.



Consider, for example, the distribution of participial modifiers (**Syntactic function**), e.g. *The candidate **supported by the majority** is elected*. Are there too many of them, or not enough? What is the distribution of verbs in terms of verbal mood (**Conjugation**)? Does the text conform to British or American spelling conventions, or both, and if so in what proportion (**National Varieties**)?

The inspection filters are intended primarily for educational purposes. Being able to see all the words of a specific category or with a particular syntactic function displayed throughout a text may help people understand certain grammatical concepts, for example.

- Underlining from the corrector's **Language** view remains visible here, although it is greyed out. The tooltips and their commands also remain available.
- Drop-down menus above the list of let you choose from a variety of filters. Select the national variety, word category, type of phrase, syntactic function or conjugation of interest. A number in brackets indicates the total number of results displayed.

National varieties

These filters highlight words that use American English, British English (traditional or Oxford spelling) or Canadian English spelling.

- To change your settings, click the  icon at the top of the list of detections.
- To view the article in the guides on national spelling systems for English, click the  icon.

Categories

These filters display all words and expressions that belong to a particular word category (e.g. all proper nouns).

Phrases

These filters display phrases that form the various syntactic constituents of the text (e.g. all noun phrases).

Syntactic functions

These filters display all groups of words that play a particular grammatical role (e.g. all subjects).

Conjugation

These filters display all verbs that are conjugated in a given mood or tense (e.g. all imperatives).

REFORMULATION MODE [AVEC-ABONNEMENT]

REFORMULATION MODE [AVEC-ABONNEMENT]

REWRITE [AVEC-ABONNEMENT]

RETOUCH [AVEC-ABONNEMENT]

SOFTEN [AVEC-ABONNEMENT]

SHORTEN [AVEC-ABONNEMENT]

REFORMULATION PROCESS [AVEC-ABONNEMENT]

[Reformulation Process \[avec-abonnement\]](#)

Reformulation Process [avec-abonnement]

[Handling a Reformulation \[avec-abonnement\]](#)


Handling a Reformulation [avec-abonnement]

[List of Reformulation Results \[avec-abonnement\]](#)

List of Reformulation Results [avec-abonnement]

MULTI-DOCUMENT CORRECTION

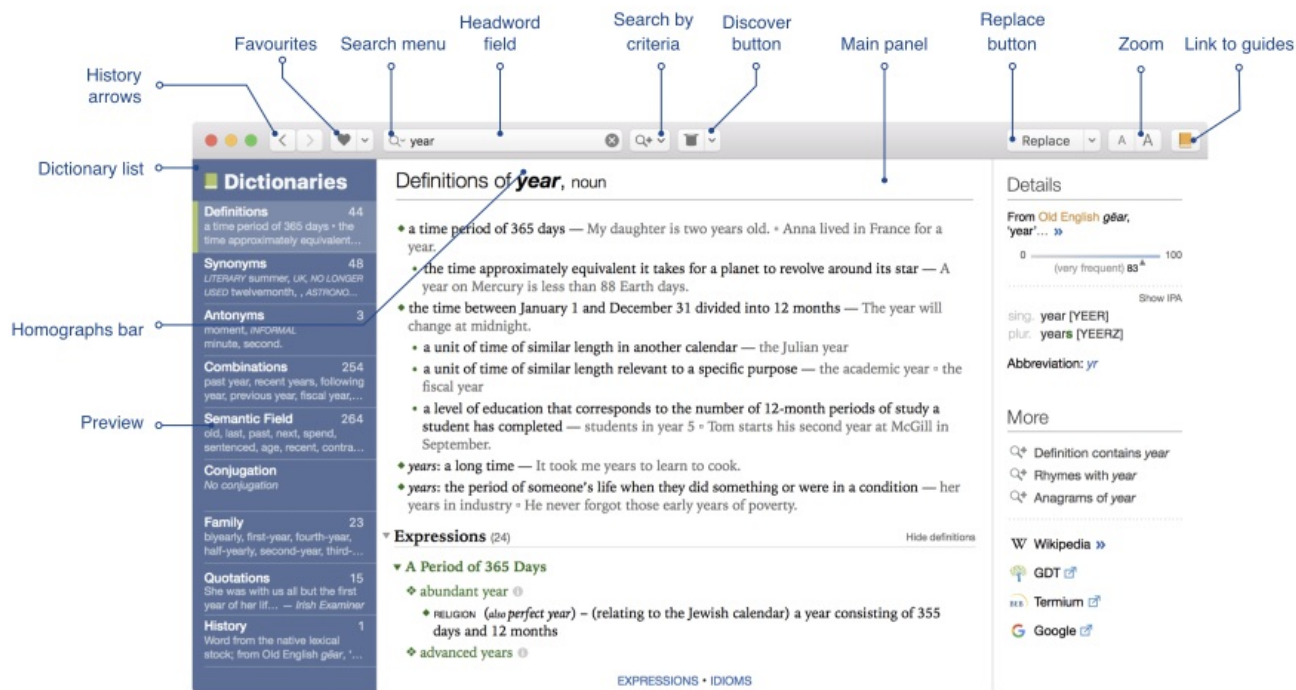
LINGUISTIC SEARCH

Click the magnifying glass  in the navigation bar, enter a word (or any string of characters) in the search field and **Linguistic search** will show you all its occurrences in the text. The **Inflections** option shows you every inflected form of a word (*be, was, were*, etc.), while the **Synonyms**, **Family** and **Semantic Field** options help you explore your writing like never before, mapping out the threads of thought in your text, revealing connotations and deeper meaning. Navigate the results directly in the text or view them as a list showing the keyword in context below the options.

→ **Linguistic search** tools were skillfully used to create the **Semantic fields** filter, found in the.

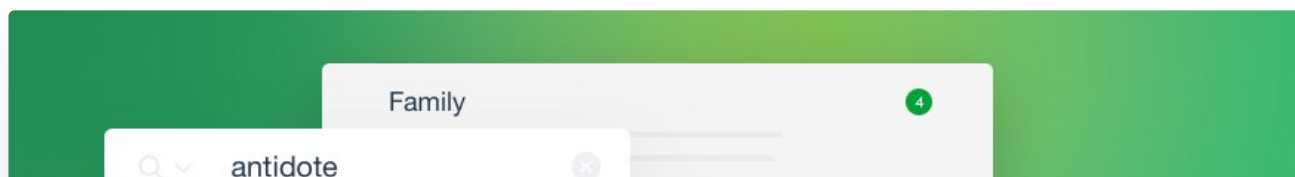
3 THE DICTIONARIES

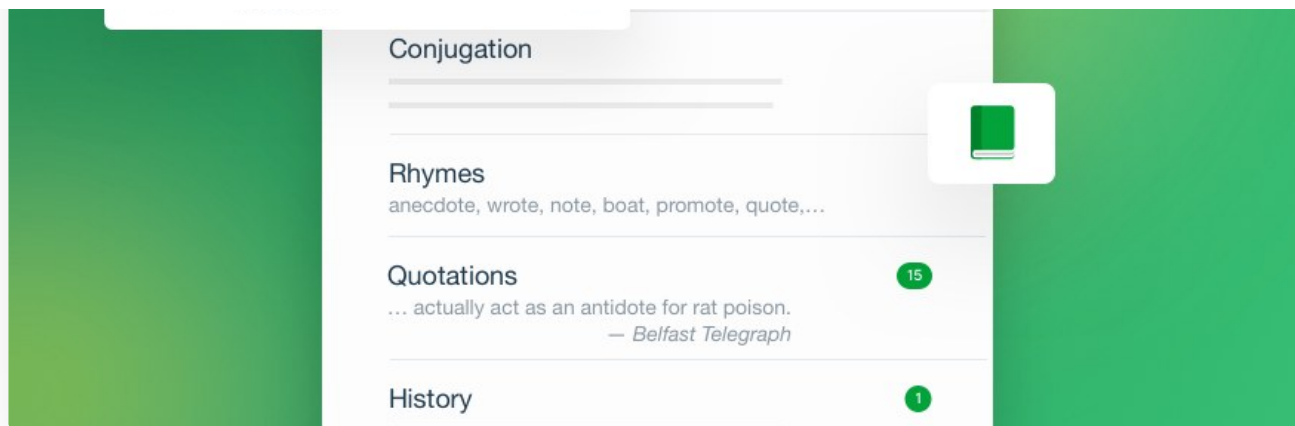
You can consult Antidote's dictionaries at any time when you're writing or editing a document. The Dictionaries window opens automatically for the word selected and, as shown in the illustration below, tells you the number of results for each of the dictionaries in the list. Antidote also suggests words with identical or similar spelling or phonetics, if any, as you are entering the term.



The colour of the dictionaries is green. Their icon is a green book .

THE DICTIONARIES





Lexicography is not what it used to be. Long gone are the days when valiant scribes spent twenty years poring over a thousand works to patiently document the riches of the language, word by word, meaning by meaning, usage by usage. Now, we instead have computer-assisted lexicographers, equipped infallible software tools and indefatigable computers with infinite memories. With the power of computers and the boundless reach of their networks, lexicographers today have no trouble searching through billions of words. They can calculate frequencies and establish distributions and co-occurrences. They no longer have to hunt for a few attested occurrences; they now sort through masses of them!

At *Druide*, our interdisciplinary team of lexicographers and computer scientists has benefited enormously from these modern resources, allowing us to scour the Internet and countless digital documents, without neglecting traditional sources, in order to create *Antidote's* dictionaries. The result is an impressive nomenclature, which paints a broad portrait of the English language today and which form the basis of the dictionaries in *Antidote*.

In fact, *Antidote* comprises multiple dictionaries, all of whose entries are displayed within a unified interface. Whether it be for definitions or synonyms, combinations or semantic fields, families or rhymes, *Antidote's* dictionaries offer a lexical reference work of unparalleled richness, variety and consistency.

Because they are so easy to consult, these dictionaries will entice you to discover the boundless treasures of English. Click any word in any field of any dictionary, and you will be logically led to additional information. You will find yourself flitting from one word to another and from one dictionary to the next, simply by clicking whatever piques your curiosity. With *Antidote*, you can effortlessly meander through the fascinating web of links between words, going from *senator* to *senile*, from *shirt* to *skirt*, and from *skates* to *stilts*.

Computers make it so much quicker and easier to explore the language. Enter two words and *Antidote's* multi-word search will list all the associations between them, including the expressions in which they appear, their combinations and their synonyms. Use the wildcard characters to find the words that will help you complete your crossword puzzle.

Finally, because computers have become the crucible for our texts, the integration of *Antidote's* dictionaries within the programs we use to write is of critical importance. Thanks to this integration, the dictionaries can be called up effortlessly wherever and whenever the need arises. All these important features of *Antidote's* dictionaries—their richness and consistency, powerful search and ease of consultation—open up vast new possibilities for everyone who writes.

FUNCTIONALITIES


THE DICTIONARIES' MAIN WINDOW

You can consult Antidote's dictionaries at any time when you're writing or editing a document. The Dictionaries automatically on the entry for the word selected in the text, and you can see the number of results found in each of the dictionaries listed. Antidote also suggests words with identical or similar spellings or phonetics, if there are any, as you are entering a term in the search bar.

The colour associated with the dictionaries is green, and the icon that represents them is a green book .

ACCESSING THE DICTIONARIES

FROM OTHER SOFTWARE


Double-click a word or place the cursor in or beside it, then call up Antidote and choose whichever dictionary you want to consult. How you call up Antidote's dictionaries depends on the software you are using. From Microsoft Word, for example, just click the  icon in Antidote's toolbar (Mac) or ribbon (Windows).

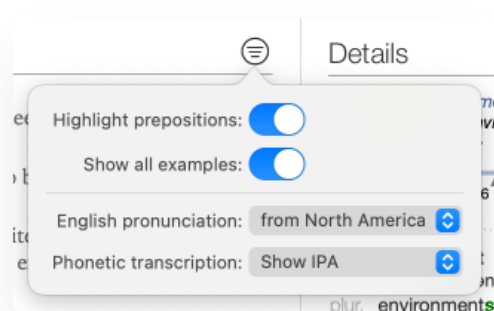
→ To find out how to use Antidote with your favourite applications,.

FROM ANTIDOTE'S OTHER RESOURCES

You can call up Antidote's dictionaries while working in the corrector or the guides by clicking the  icon in the .

CONFIGURING CONTENT IN THE DICTIONARIES

The  button in the top right corner of the main panel of the dictionaries of definitions, synonyms and conjugations lets you configure some of the content (phonetic transcriptions, usage labels for synonyms, prepositions in examples, etc.), depending on the dictionary in question. Configuration options for each dictionary are described in the corresponding sections.



NAVIGATING THE DICTIONARIES

You can look up a word in the dictionaries several ways.

ENTER A WORD

Once you are in the dictionaries, type a word (which will be considered the headword) into the search field and hit **Enter**. Then choose the dictionary you want to consult—the previews may help you decide which. As soon as you start entering the first letters of the headword, a list of suggestions will appear. If the word you are looking for is one of the suggestions, click to choose it. You can also press **Enter** when the word is highlighted in the list.

SELECT A WORD FROM THE HOMOGRAPHS BAR

When the headword has homographs (words with the same spelling, such as the verb *drink* and the noun *drink*), they are displayed in the homographs bar above the header for all the dictionaries. By default, Antidote chooses the most likely homograph according to its frequency and the current dictionary. Click another word in the homographs bar at any time to display an alternative entry.



mouse, noun mouse, verb


DOUBLE-CLICK A WORD


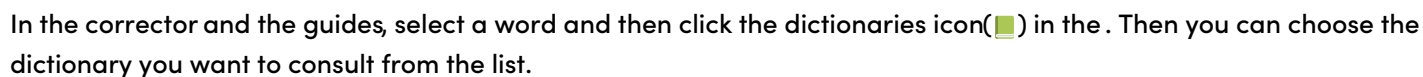
In the dictionaries, double-click any word to launch a search.

DRAG AND DROP


Select a word in any application that lets you drag and drop. Hold the mouse button down while you drag the word to the dictionaries window and drop it in the headword search field.

CONTEXT MENU

In the dictionaries, open the context menu by . Then you can launch a search for the word in the definitions dictionary or the current dictionary.

In the corrector and the guides, select a word and then click the dictionaries icon() in the . Then you can choose the dictionary you want to consult from the list.

RECENT SEARCHES MENU

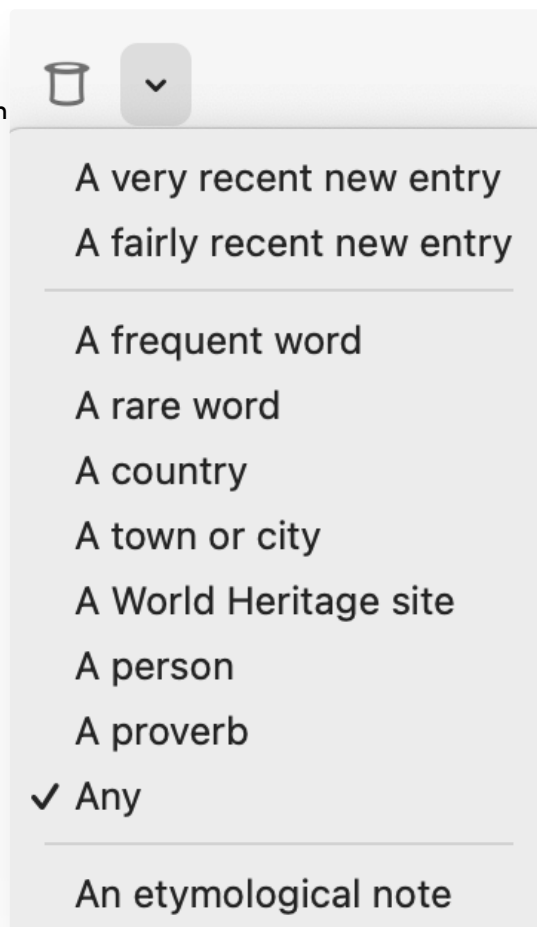
Do you want to search for the same word again? Antidote keeps track of your past searches. Click the search menu icon () click in the headword search field when it is empty. Antidote will display a list of your previous searches; just select the word you want to revisit. This menu also lets you delete recent searches.

REPLACING A WORD IN THE TEXT

DISCOVERING WORDS AT RANDOM

Do you enjoy flicking through your dictionaries and learning words and expressions you've never seen before? Antidote offers an easy, quick way to explore the treasures of the English language. Just click the upside-down top hat icon (👒) in the toolbar, and the application will pull a word or expression from its proverbial hat at random so you can read more about it in the dictionaries.

- Click the drop-down menu next to the 👒 icon to limit the search to one of several categories. By default, Antidote draws a word from these categories at random.
- The category **A very recent new entry** represents words that were added with the update to Antidote's most recent version, whereas **A fairly recent new entry** represents words that were added with the release of the current edition.



PRINTING CONTENT FROM THE DICTIONARY

You can print the content displayed in the main panel of any of the dictionaries. To print content displayed in the current dictionary, select **Print** from **File** menu. You can also print the results of multi-word searches using variables.

EXTRACTING CONTENT FROM THE DICTIONARY

We have all had to quote the definition of a word at some time: "According to the dictionary *audacious* means..." With Antidote, rather than copying the definition by hand, you can simply insert it into your text. And in future you'll say, "According to Antidote, ..." Just select the definition you want and drag and drop or copy-paste it into your text.

DICTIONARY OF DEFINITIONS

DICTIONARY OF DEFINITIONS



DICTIONARY ENTRIES

The dictionary of definitions is similar in appearance to an ordinary dictionary, providing a description in everyday language for each of its entries. There are definitions for more than , including 28,000 proper nouns including names of countries, major world cities, famous people and UNESCO World Heritage sites.

The definitions are clear and precise, and describe the various meanings of each word. The main meanings and sub-meanings are organized and presented in a tree structure, which makes it easier to pick them out. Examples are provided for each meaning, illustrating and clarifying how the word is used. Domain labels situate the word's meaning within the specialized vocabulary of the corresponding field (medicine, architecture, finance, etc.). Usage labels indicate the register of language to which the word belongs (formal, informal, slang, etc.), or the region in the English-speaking world where it is used (Canada, the United States, the United Kingdom, etc.). Indeed, particular attention has been paid to the description of regional variants, as for example *toque* in Canadian English, *thongs* in Australian English and *hoagie* in American English.

The entry for each word displays all its inflected forms (singular/plural, comparative/superlative), its phonetic transcription, its pronunciation, its etymology and any alternative spellings along with their respective frequency. A frequency index is provided for each word; it indicates the relative frequency of the word in our corpus, which is described below. The population figures for cities and countries come from recent censuses, particularly those found on the sites *GeoNames.org* and *PopulationData.net*.

Finally, the definition of each common noun, each proper noun and most noun expressions includes a link to the corresponding article in the online encyclopedia Wikipedia. Antidote also provides smart links to other high-quality external resources, such as *Google Maps* and *TERMIUM Plus®*. You can even add your own links as you see fit.

EXPRESSIONS, IDIOMS, PHRASAL VERBS AND PROVERBS

To facilitate the reading and discovery of expressions, Antidote groups them at the end of the dictionary articles. Expressions appear right below the definitions and are classified into four groups: expressions, idioms, phrasal verbs and proverbs. Links allow direct access to each.

In addition to single words, idioms are an important part of the lexicon. An idiom is a fixed group of words forming a lexical unit that has a precise meaning. Some are figurative expressions, while others constitute specialized terminology.

Everyday language is full of figurative expressions, which may seem nonsensical when interpreted literally (*fed herring*, *bury the hatchet*). To understand the expression's conventional meaning, one must consult a dictionary.

Specialized expressions, such as the term *heavy water* in chemistry, denote entities that are specific to specific fields of knowledge. There exist many such specialized expressions, whose meanings are often opaque to non-specialists.

Antidote includes tens of thousands of common idioms, specialized expressions, phrasal verbs and proverbs, each provided with its own definition and, very often, examples. Domain labels indicate the area in which the specialized expressions are used. To find the definition of a given expression, simply look up one of its key words. For example, you can find the meaning of the idiom *bury the hatchet* by looking up either *bury* or *hatchet*.

Antidote's listed expressions include hundreds of proverbs, which are included in their own section following the idioms. Finally, constructions that should be avoided are indicated in red; these often represent mistranslations from French or incorrect usages.

DICTIONARY ENTRIES

This dictionary gives definitions for the words, expressions and proverbs in Antidote's impressive collection. The detailed definitions, backed up by examples, are even more useful in that you can look up each word in a definition simply by double-clicking it.

mouse, noun mouse, verb A

Definitions for **mouse**, noun 1 2

3 **ZOOLOGY** – (plural) *mice*: a small, furry mammal with a long tail that lives in fields, people's homes, or wherever there is food — Eek! A mouse! ◦ a pet mouse ◦ to feed mice to snakes

4 ◦ a person who is timid and quiet in a manner similar to a mouse — Her brother might be a loudmouth, but she is a mouse.

5 **COMPUTING** – (plural) *mouse* or *mouses*: a small device that fits under the hand and is moved across a surface to control the activity of a cursor on a computer screen — We all need new mouses next time you go to the computer store. ◦ left, right, central mouse button

6 **Expressions** (27) Hide definitions

7 **ZOOLOGY** – **Small Animal**

8 **Are you a man or a mouse?**

◦ **SPOKEN** – something said to someone to encourage them to be brave rather than cowardly

◦ **city mouse** ⓘ

◦ **IRONIC** – someone who has habits or attitudes typical of the urban areas — You can tell he's a city mouse.

◦ **cotton mouse** ⓘ

◦ a species of rodent in the family Cricetidae that has a dark brown body and white feet and belly, and is commonly found in the southeastern United States

◦ **country mouse** ⓘ

◦ **IRONIC** – someone who has habits or attitudes typical of the rural areas — This cottage getaway will delight the country mice in my family!

◦ **deer mouse** ⓘ

◦ any of various New World rodents of the genus *Peromyscus*

◦ **field mouse** ⓘ

◦ a mouse (*Apodemus sylvaticus*) that is commonly found in Europe and northwestern Africa and mostly feeds on seeds

EXPRESSIONS • PROVERBS 1

Details B

From Old English *mus*, 'mouse'... C

0 (frequent) 60 100

◦ **sing.** mouse [ˈmaʊs] ⓘ D

◦ **plur.** mice [ˈmaɪs] ⓘ

◦ **mouses** [ˈmaʊs.ɪz] ⓘ

Plural	Proportion
mice	99 %
mouses – COMPUTING	1 %

Difficulties F

Spelling – Irregular Plurals

More

◦ Definition contains mouse G

◦ Anagrams of mouse

Wikipedia H

◦ **GDT** ⓘ

◦ **Termium** ⓘ

◦ **Google** ⓘ

DEFINITIONS

MAIN MEANINGS

Each main meaning is preceded by a large green diamond (◆).

SUB-MEANINGS

Each sub-meaning (nuance in meaning or use) is preceded by a smaller green bullet (●).

EXAMPLES

The examples are displayed in grey. They follow the definition they are intended to illustrate and clarify.



Condensed or full display

For a smoother reading experience, especially on entries with larger content, Antidote limits the number of examples displayed. If necessary, click the square brackets at the end of the block of examples ([...]) to reveal all the examples, then [Reduce] to return to the default display. If you prefer that Antidote systematically display all the examples, click the ☰ button to the right of the header, then activate the **Show all examples** option.

Usual prepositions

Antidote can highlight the prepositions that usually follow the current word in the examples provided. Click the ☰ button to the right of the header, then activate the **Highlight prepositions** option.

call, verb call, noun

Definitions for **call**, verb  

- ◆ **also call up:** to start or try to start telephone communication with (someone) — E-mail or call him.
 - to start or try to start voice communication with (someone) using certain computer programs — to call someone **on** the Internet
- ◆ **also call over:** to gesture, whistle or say something loudly to get a certain person or people to go to you from far away — He called his children **from** the porch.
- ◆ to usually refer to (someone) using (a certain name) — Everyone calls me Ben.
 - to give (a child or pet) an official name — They called their baby Luis.
 - describe (someone or something) with a particular label — They called him a hero for his role in the rescue effort. ° Don't call me a liar!
- ◆ (of the representative of a group of people) to arrange for a group of people to do (some collective action) — to call a strike ° to call a meeting
- ◆ **also call out:** to shout — The coach called out his instructions **to** the team.
 - **also call out:** to say (someone's name) loudly to a group of people to get that person's attention — When I call your name come to the stage.
- ◆ **also call round:** **UK** — to visit (someone) at their home — He still calls **round** occasionally.
- ◆ (of a means of public transport) to make a planned stop at (a place) — The coach calls **at** several cities.

LABELS


Labels, in small caps, indicate the context in which the meaning they precede is used. Domain labels, in black font, indicate the sector of activity to which the meaning applies (e.g. ASTRONOMY, EDUCATION, MUSIC). Usage labels indicate specific linguistic registers of the meaning (e.g. level of formality, regionalism, irony). Most of usage labels are blue (e.g. INFORMAL, UK, EUPHEMISM), but some are displayed in red (e.g. TABOO, SLUR, VULGAR) to attract your attention, as they require careful review.

SEMANTIC AND SYNTACTIC DIVISIONS

When a single word has many different meanings, the definitions are sometimes divided into semantic groups, making the entry easier to read and particular definitions easier to find. For example, the definitions for the verb *have* are grouped into three sections: “Possess”, “Experience”, and “Do Something”. You can use the hide/show to hide any semantic groups that are not of interest.

Additionally, entries for cardinal numbers feature syntactic divisions, since they can represent more than one syntactic category. They are split into the following groups: Determiner or Adjective (e.g. *seven years*, *the twelve people I saw*) and Pronoun or Noun (e.g. *I'll see you at eleven*, *six of my friends*).

MAP LINKS

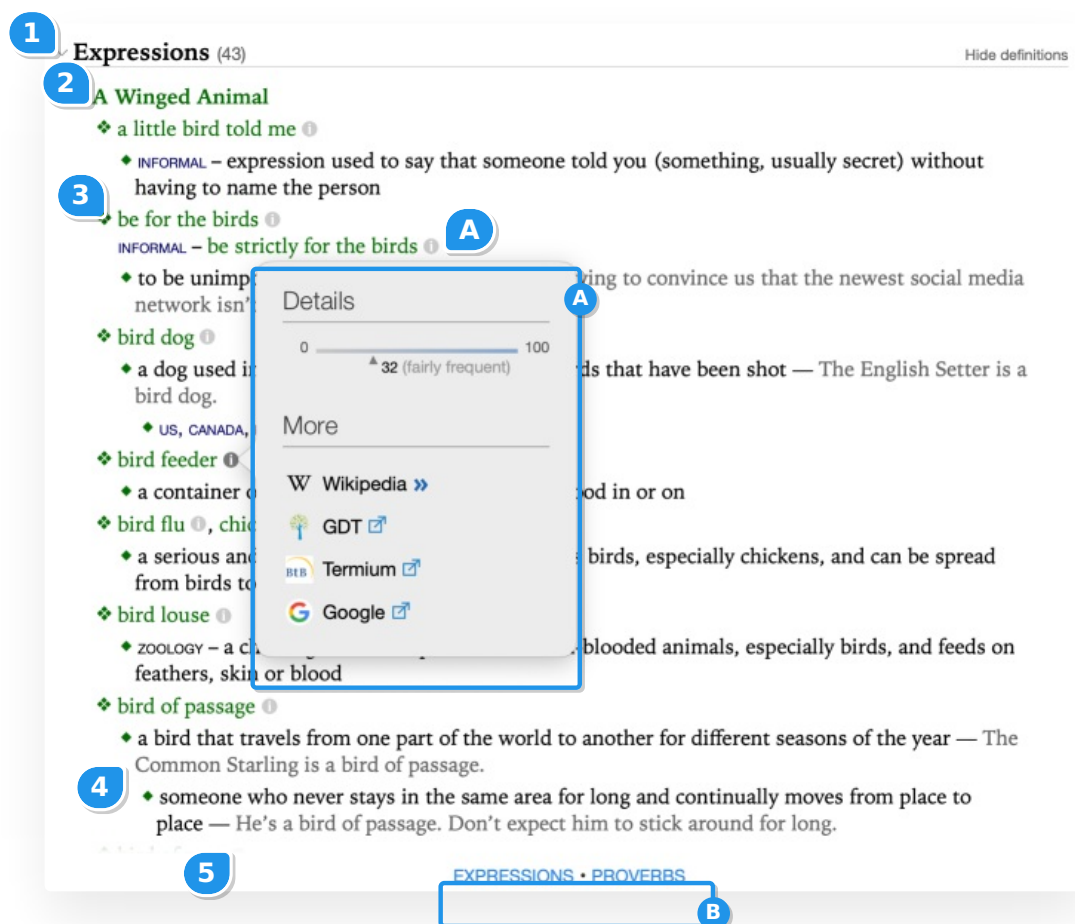
Most place names (including World Heritage Sites) have a definition followed by the  icon, linking you directly to.

WORLD HERITAGE LINKS

Definitions of UNESCO World Heritage sites are followed by the  icon, which provides a direct link to the relevant page on UNESCO's website.

EXPRESSIONS

The dictionary of definitions lists expressions formed using the headword: expressions (fixed sequences of words with their own syntactic category), proverbs (short and popular sayings that generally state a truth or give some form of advice) and phrasal verbs (a verb + preposition unit with a specific meaning). These three types of expressions, when available, can be viewed by clicking the links at the bottom of the .



1 Expressions (43) Hide definitions

2 **A Winged Animal**

- ◆ a little bird told me ⓘ
- ◆ INFORMAL – expression used to say that someone told you (something, usually secret) without having to name the person
- 3 **be for the birds** ⓘ
- ◆ INFORMAL – be strictly for the birds ⓘ **A**
- ◆ to be unimpressed ⓘ
- ◆ bird dog ⓘ
- ◆ a dog used in hunting ⓘ
- ◆ US, CANADA, ⓘ
- ◆ bird feeder ⓘ
- ◆ a container for birdseed ⓘ
- ◆ bird flu ⓘ, chicken flu ⓘ
- ◆ a serious and contagious disease ⓘ
- ◆ from birds to humans ⓘ
- ◆ bird louse ⓘ
- ◆ ZOOLOGY – a small insect ⓘ
- ◆ feathers, skin or blood ⓘ
- ◆ bird of passage ⓘ
- ◆ a bird that travels from one part of the world to another for different seasons of the year — The Common Starling is a bird of passage.
- 4 ◆ someone who never stays in the same area for long and continually moves from place to place — He's a bird of passage. Don't expect him to stick around for long.

5 **Details** ⓘ **A**

0 — 100



▲ 32 (fairly frequent)

More

- W Wikipedia »
- GDT ⓘ
- BRB Termium ⓘ
- G Google ⓘ

EXPRESSIONS • PROVERBS **B**



EXPRESSIONS

Expressions are displayed using . The definition of an expression is preceded by , setting each meaning apart; some are preceded by a usage or domain label in small caps. When the definitions, written in black, are accompanied by examples, the latter are displayed in grey text.

Where applicable, **hide/show** lets you collapse the list of expressions so you can easily get an idea of all available meanings. Click the **hide/show** beside the given meaning or meanings of the headword to expand selected expressions. The **Hide definitions** option to the right of the section title hides the definitions, examples and labels to show only the expressions; click **Show definitions** to return the entries to their original state.

are accompanied by additional information about their usage: notes, additional research, etc. Click the  icon to bring up the additional information bubble.

PROVERBS


The entries in the *Proverbs* section are displayed in , preceded by  and followed by their definition in black, which is preceded by a single green diamond. Usage labels help you choose the appropriate proverb for your needs.

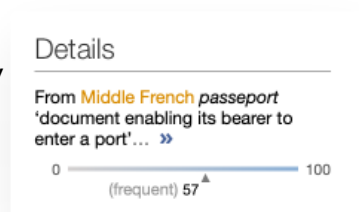
DETAILS

The panel on the right-hand side of the window has three sections (**Details**, **Difficulties** and **More**), offering a variety of complementary information on the headword. The main categories are explained below.

ETYMOLOGY

Most words are accompanied by etymological information. The language of origin is displayed in orange, and clicking it takes you to the article on that language in the History guide.


The example on the right shows that the word *passport* is likely a borrowing from Middle French *passepport*, meaning “document enabling its bearer to enter a port”. Click the  icon to see the word’s complete history.





FREQUENCY INDEX


A frequency index is shown for most words in the form of a point on a line going from 0 (rare) to 100 (frequent). This logarithmically calculated number shows the relative frequency of the word in a corpus of several billion words. A textual ranking (*very frequent*, *fairly frequent*, etc.) based on this index appears under the line. Hovering the mouse over the line will also display a tooltip ranking the word in terms of the number of other words of equal or higher frequency (e.g. Of the 500 most frequent words) in the corpus.


INFLECTED FORMS

Inflected forms of the headword are shown: singular and plural forms for nouns, comparative and superlative forms for adjectives and conjugated forms for verbs; clicking the  icon to the right of the last verb form listed opens the dictionary of conjugations.

PHONETICS AND PRONUNCIATION WITH SUBSCRIPTION

All word forms are accompanied by their phonetic transcription, which can be displayed in two alphabets. By default, Antidote displays the transcription using respelling. If you prefer to see the International Phonetic Alphabet (IPA), click the  button to the right of the header and choose the **Show IPA** option from the drop-down menu. Click a transcription for examples of each phoneme used. Click the  icon to the right of a transcription to see regional variants in pronunciation, when applicable.

Clicking the  icon lets you listen to the pronunciation of the headword and all its possible inflections, as well as the words given as examples for the phonemes in the phonetic transcription, when it is displayed. These elements can be pronounced with a North American accent or with a British accent.

- The displayed phonetic transcription takes into account your national language variety, as defined in the **User** panel under **Language** in your settings. For the **American English** and **Canadian English**, Antidote displays the transcription of the word in North American English, and in British English for both varieties of **British English**.
- Your national language variety determines the accent used by default for pronunciation. To change it, click the  button to the right of the header and choose the desired accent from the **English voice** drop-down menu.
- When phonetic transcription is displayed, Antidote automatically displays the transcription that corresponds to the chosen accent should the word or one of its forms be pronounced differently in North America versus the UK (e.g. *advertisement*).

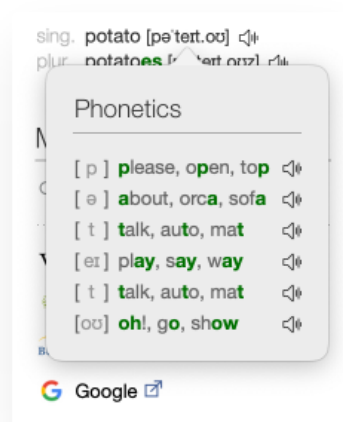
VARIANTS

When a word can be spelled in more than one way, the variants section displays the different possible spellings, reflecting the country of use and providing their relative frequency of use as a percentage—calculated from a corpus of several billion words. When a variant does not appear in the corpus, it is labelled *rare*.

DIFFICULTY

Some words are subject to a particular set of usage conventions, which come with their own potential difficulties. These can relate to meanings, inflections, syntactic or grammatical requirements, etc., and specific usage information can be found for such words in the **Difficulties** section of the right-hand panel. The example opposite explains how the comparative and superlative forms of the adjective *far* may vary according to the intended meaning of the word.

Some sources of difficulty are the subject of their own guide article: an orange link will take you there directly.



Difficulties

Usage: According to some usage guides, different forms of the comparative and superlative of *far* should be used according to the intended sense of the word. For discussion of distance, the use of *farther/farthest* is recommended; for discussion of degree, the use of *further/furthest* is recommended.

MORE

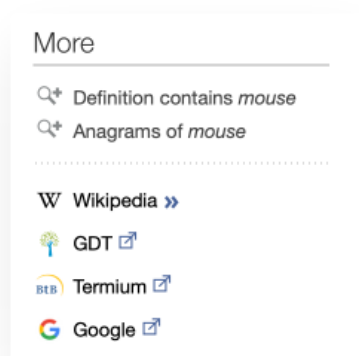
The **More** section provides links to complementary information on the headword.

SEARCH USING PREDEFINED CRITERIA

The first links in the section launch a search by criteria in the dictionary of definitions.

ADDITIONAL SEARCH OPTIONS

If you are curious to learn even more about the headword, click one of the links to external online resources such as the Wikipedia encyclopedia or the Grand Dictionnaire terminologique.



WIKIPEDIA

DICTIONARY OF SYNONYMS

DICTIONARY OF SYNONYMS



By seizing the power of computing, *Druide's* lexicographers have been able to amass millions of synonyms for tens of thousands of entries.

Our main objective for the synonyms was to allow users to quickly find the synonym they are looking for. For this, three things are required: the lists of synonyms have to be rich, well structured and immediately accessible.

Seeking the right balance between feast and famine, we built up lists of synonyms that are rich while remaining pertinent. We then classified the synonyms by meanings and sub-meanings, all of which are clearly labelled. Each list is ordered by its proximity to the meaning of the headword; you can also organize them by frequency, length or alphabetically. Continuous text display allows you to see more synonyms at once. Thanks to a clever use of colour, the appropriate meaning can be quickly spotted, allowing you to rapidly zoom in on the desired synonym.

Nor have we limited ourselves to words. Antidote also includes multiword expressions, since they do constitute bona fide synonyms and are often perfectly appropriate, such as *grab a bite* for *eat*, or *title holder* for *champion*.

We have also included the hyponyms and hyperonyms of thousands of nouns. Hyponyms are synonyms that have a more specific meaning, like *greyhound* for *dog*, whereas hyperonyms are synonyms that have a more general meaning, like *mammal* for *dog*. Together, hyponyms and hyperonyms form a true taxonomy of the language, a family tree of words that you can browse as you please.

Furthermore, Antidote's synonyms are not confined to formal language, but draw on all registers and regional dialects. You will find as many informal synonyms as literary ones, and synonyms that are used in all areas of the English-speaking world, e.g. *sheila*, we learn, is an informal synonym for *young girl* in Australia, whereas *bird* might be used for the same notion in the UK, and *chick* might be used in the US (although the latter two are somewhat impolite). Of course, each of these differences in usage or variety of English is appropriately marked (UK, informal, etc.).

Antidote allows you to carefully select the right word by examining the full definition of each suggested synonym: just click the word and its definition appears right beside it. No pages to turn, no windows to manipulate.

CONTENT OF THE DICTIONARY OF SYNONYMS

Antidote's dictionary of synonyms is a treasure trove, overflowing with well over a million synonyms, including expressions like *scarf down* and *dead to the world*. It also lists tens of thousands of hyponyms (words more specific than the headword) and hyperonyms (words less specific than the headword).

Synonyms of **car**, noun

2 **A Road Vehicle** — auto.

- INFORMAL — ride.
- UK —
 - OLD-FASHIONED, INFORMAL — motor.
 - FORMAL or OLD-FASHIONED — motor car.
- US, CANADA, FORMAL — automobile.

3 **MORE SPECIFIC**

Shape or Size — limousine ①, minivan, coupe, roadster, convertible, hatchback, cabriolet, fastback, minicar, microvan.

- INFORMAL — doodlebug.
- AUSTRALIA, NEW ZEALAND, US, CANADA — sedan.
- IRELAND, UK — saloon.
- UK — van ①, wagon, coach, estate, people carrier, people mover, supermini, three-wheeler.
- US, CANADA — compact, station wagon.

Condition or Age

- INFORMAL — jalopy.
- UK — write-off.
- CARS — veteran car.
- US, CANADA, INFORMAL — beater, cream puff.

Use — SUV, taxi, race car, supercar, crossover, dragster, squad car.

- CARS — runabout.
- SPORTS — stock car.

4 **INFORMAL** — getaway car.

- US, CANADA — stockcar, sport utility vehicle.
- INFORMAL — cruiser.

Engine — gas guzzler, 4 × 4.

- CARS — hybrid.
- INFORMAL — diesel, turbo.

5 **MORE GENERAL**

vehicle, transportation.

Main meaning

Synonyms are grouped by meaning, with each group preceded by a hide/show that lets you switch between a detailed display, which is practical when you want to thoroughly research the meaning you are seeking, and a summary display, useful for quickly perusing the various meanings. The same symbol in the heading lets you shrink or expand all the lists at once. When the headword has more than one possible meaning, a short heading in green specifies the meaning in question.

Sub-meanings

Every sub-meaning (nuance of meaning or use) is indented under the main meaning and introduced by a bold green bullet (●).

Hyperonyms and hyponyms

Hyperonyms are synonyms with a broader meaning than the headword. For instance, enter the word *car* and you will see *ride*, *motor car*, *carriage*, *automobile*, etc., but also the more general *transportation*, *vehicle*. Hyperonyms are displayed under the **more general** heading and are indented to the right of a vertical line. A hide/show lets you display or conceal them (when hidden, the number of hyperonyms is indicated beside the heading).

Hyponyms are synonyms with a more specific meaning than the headword. For instance, hyponyms of *car* include words like *cabriolet*, *roadster*, *saloon*, which are specific types of car. Hyponyms are displayed under the **more specific** heading and are indented to the right of a vertical line. A hide/show lets you display or conceal them (when hidden, the number of hyponyms is indicated beside the heading).

A small blue circle with a number indicates either that a hyponym has hyponyms of its own, or that a hyperonym has hyperonyms of its own. Clicking that circle will reveal these secondary hyponyms (preceded by a right-pointing arrow) or hyperonyms (preceded by a left-pointing arrow) in the list. The same process can be repeated should any of the newly revealed words have their own hyponyms or hyperonyms, letting you study the semantic hierarchy to easily find the specific term you are seeking or expand your knowledge by exploring different semantic families.

Collectives

Some nouns describe a group of other nouns collectively. For example, a group of wolves is a pack. These collective names are displayed under the **collectives** heading, and are arranged in the same way as hyponyms and hyperonyms.

Labels

Labels, in small caps, indicate the context in which the synonym is used. *Domain labels*, in black font, indicate the sector of activity to which the meaning applies (e.g. ASTRONOMY, MUSIC, MEDICAL). *Usage labels* indicate specific linguistic registers of the meaning (e.g. formality, regionalism). Most usage labels are blue (e.g. INFORMAL, UK, EUPHEMISM). Others, in cases calling for close attention, are red (e.g. TABOO, SLUR, VULGAR).

→ You can hide labelled synonyms in the list by clicking the  button to the right of the entry, and choosing **hidden** from the **With labels** menu.

Context


Context is displayed in grey and enclosed in parentheses, and is provided to keep you from making a hasty choice by indicating an important nuance in the meaning of the synonym.

• **The Head** — manager, CEO, employer, executive, president, chairman, commissioner (sports association), director, chairwoman (woman), controller, showrunner (TV show), chair, chief executive officer.


Main morphological sections

Some entries are separated into different sections when their specific forms have different meanings. The entry for *depart*, for example, is divided into *depart* and *departed*.

Sorting the synonyms

You can sort the synonyms four ways: by relevance (the default sorting option), alphabetically, by frequency or by length (number of letters). You can apply the different sorting options by clicking the  button to the right of the entry.

Filters

The  menu also features filters that let you choose which types of synonyms to display. The first lets you filter synonyms according to their semantic or expressive strength (strong, neutral or weak). The second hides synonyms marked with a usage or domain label.

→ All synonyms are displayed by default.

→ **Filters active** appears under the  button, which also turns blue, to indicate one or more filters have been applied and that some synonyms are hidden. Click the button to access the menu, disable the filters and return to the original display.

DISPLAYING DEFINITIONS

cat, noun cat-, left-side combining form CAT, noun CAT, proper noun cat, verb

▼ Synonyms of **cat**, noun

▼ (IN THE DOMAIN OF ZOOLOGY) **A Feline**

- POPULAR – feline.
- ZOOLOGY – felid.

▼ MORE SPECIFIC

Sex and Reproduction — tom (male), queen (female).

Age — cub (young big cats), kit (young).

- ZOOLOGY – kitten (young).

▼ COLLECTIVE

clowder.

Definitions for **queen**, noun (also verb)

From Old English *cwēn*, 'queen'.

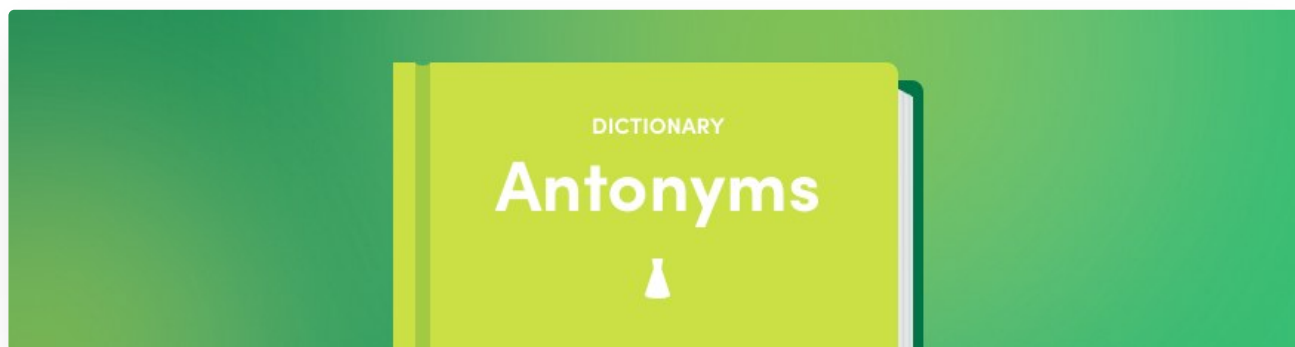
- ◆ the female ruler of a country with a monarchy — to be crowned queen ◦ Queen Elizabeth II ◦ the Queen of Spain
 - also *queen consort*: the wife of a king — the future queen of England
- ◆ a woman or place who is thought to be the best of a group, in an area, etc. — She's the new queen of rock and roll. ◦ Milan is the queen of the fashion show circuit. ◦ a society queen
 - mostly US, CANADA – a girl or young woman chosen to perform the official duties at a festival, fair, etc. — queen of the winter carnival
 - INFORMAL, NEGATIVE – (modified) someone, usually a

The right-hand panel displays the selected synonym's definitions. With both the synonyms and their definitions at hand, you can efficiently find the most suitable word for your purpose.

→ When you first open the dictionary of synonyms or conduct a search, the definitions that appear are those that correspond to the headword. Select each synonym in turn, using the mouse or the arrow keys, to quickly display their definitions.

DICTIONARY OF ANTONYMS

DICTIONARY OF ANTONYMS



One of the elementary operations of thought and reasoning is the comparison of contrasting concepts. The simple mention of a given word often means that one with an opposing meaning is not far away.

This is the value of having an antonyms dictionary at your fingertips. Antidote offers a rich inventory of the contrasts and opposites that a word can evoke. The exact nature of these contrasts, of course, varies greatly, which is why Antidote's antonyms are grouped according to meaning and context. According to the context, you might choose to oppose *man* to *woman*, *animal*, *machine*, even to *God*... Whether you are comparing the romantic to the platonic or to the unsentimental or cynical, your antonyms are presented accordingly. Boasting over 100,000 antonyms, this dictionary is the ideal tool for your inner contrarian!

CONTENT OF THE DICTIONARY OF ANTONYMS

Antonyms are words whose meanings are more or less opposite from one another. Antonyms can be an invaluable tool for finding the opposite meaning that fits best.

[friend, noun](#) friend, verb

∨ Antonyms of **friend**, noun

- ∨ Someone You Enjoy Spending Time With — enemy, rival.
 - LITERARY – foe.
- ∨ Someone Helping in a Conflict — enemy, opponent, rival.
- ∨ A Supporter — critic, detractor.

Definitions for **friend**, noun (also verb)

From Old English *frēond*, 'friend'.

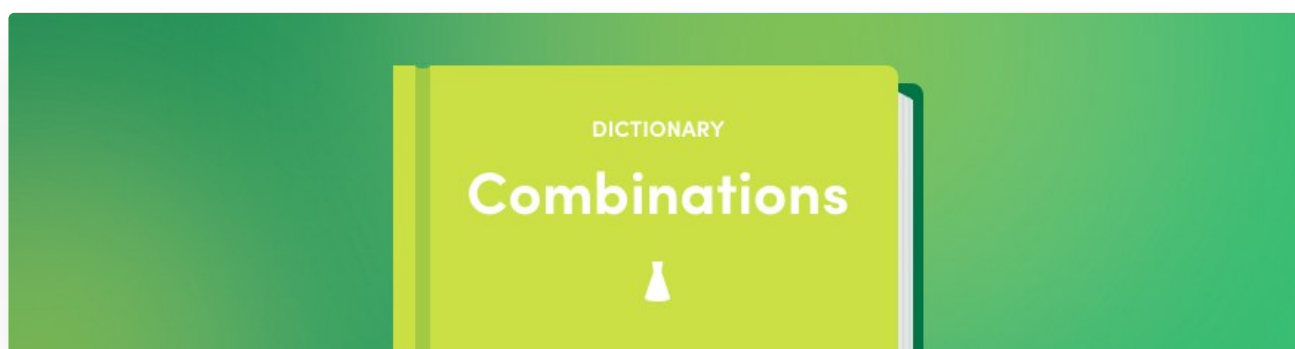
- ♦ someone whom you enjoy spending time with, trust, want to help, etc. — a friend since childhood
 - I had a drink with a friend from work.
- someone who helps someone else in a conflict or competition — Obviously he has friends who will bail him out.

Antonyms are arranged in lists grouped according to meaning. Clicking an antonym will display its full definition in the right-hand panel. You can then cycle through definitions for all of the antonyms in a list by using the keyboard arrows or by clicking each word.

Each list includes a hide/show , which controls the display of the list of antonyms for each meaning. It switches between a detailed display, useful for a thorough search of a wanted meaning, and a summary display, which is useful for a quick scan. A similar in the heading lets you collapse or expand all the lists at once.

DICTIONARY OF COMBINATIONS

DICTIONARY OF COMBINATIONS



Words, like people, do not exist in a vacuum; it is only through their association with others that they take on their full meaning. Antidote's dictionary of combinations provides a comprehensive inventory of word associations. *Refresh one's memory, a dazzling display, tender care*—in all, there are hundreds of thousands of such word combinations that exemplify the lexical associations which help give the language its particular colour.

To create this enormous compilation, we put our computers to work in two ways. First, we scoured the Web to build a corpus of close to eight billion words, or 400 million sentences, drawn from many different sources. Among these are news sites such as *The Washington Post*, *The Guardian* and *The Globe and Mail*, as well as digital libraries such as *Booksie* and *Project Gutenberg*.

We then used Antidote's analyzer to extract the most interesting associations from this huge corpus. We isolated the nouns and their modifiers, verbs and their complements, adjectives and their adverbs, and other such grammatical relations. A statistical filter allowed us to retain the most salient combinations, i.e., those that are significantly frequent and distinct. Thanks to the power of the analyzer, even distant combinations were discovered, through a relative pronoun or helping verb, for example, which increases the accuracy of the statistics relative to classic methods of simple proximity.

The resulting combinations were first classified by meaning whenever one of the words was polysemous, and then by syntactic role: modifiers, subjects, complements, etc. In addition, we chose to display each combination in full, with its most frequent determiner and inflected form, as for example *love at first sight*, *a mother's love*, and *love of one's country*. The result is an ordered list that is complete and easy to read.

In order to illustrate each combination, we developed a heuristic to select example sentences in accordance with various criteria. Hundreds of thousands of sentences from our corpus were extracted, providing on average more than two examples for each combination. The examples are displayed in a column on the right when a combination is selected, and they help to understand its meaning and use. Alternatively, you can also examine the definitions of the combining term.

Throughout the entire process, our linguists diligently reviewed the data, marking perceived combinations as familiar or slang. They also filtered out many instances of inappropriate or improperly formulated examples, problems that our automatic extraction heuristic could obviously not evaluate.

To help you find the perfect adjective for a given noun, the most suitable verb or the most evocative adverb, the dictionary of combinations, with its unique perspective on the language from the associative angle, will quickly become an indispensable aid.

CONTENT OF THE DICTIONARY OF COMBINATIONS

The dictionary of combinations gives all the most significant lexical combinations of the headword, grouped by syntactic context, the strength of the combination and, if applicable, the various meanings of the headword.

The screenshot shows the 'light, verb' section of the dictionary. The left panel displays a list of combinations for 'light, v.', categorized by syntactic role. The right panel shows examples for the combination 'dimly lighted'. The interface includes a search bar at the top, a navigation menu on the left, and a search icon on the right. Four numbered callouts (1, 2, 3, 4) are overlaid on the interface to highlight specific features: 1 points to the 'Brighten' combination, 2 points to the 'With subject' category, 3 points to the search bar, and 4 points to the search icon.

light, noun light, adjective **light, verb**

Combinations for **light, v.** Strength

1 **Brighten** (112)

2 **With adverb** (25)

- > dimly lighted
- > brightly lighted
- light up at night
- brilliantly lighted
- the sky lights up
- and 20 others...

3 **With subject** (A)

- fireworks light something
- the candle lights someth...
- the sky lights up
- the light lights something
- the lamp lights something
- and 15 others...

4

Examples for combination **dimly lighted**

Or head a few blocks west to grab a bite and another drink at the intimate, **dimly lit** Room 11.
The Washington Post

At 2:30 A.M. the corridors of New York Infirmary-Beekman Downtown Hospital were **dimly lighted** and still.
The New York Times

And the old gunpowder depot has been transformed into a **dimly lit**, private event space called the Bunker.
The Globe and Mail

Examples Definitions

Significant lexical combinations are made up of two or more words (the base and the co-occurrent words) with a strong, frequent and spontaneous association in the language. How, for instance, can one describe a bright light? It may be a *flashing light*, *blinding light*, *clear light*, *brilliant light*, and so on. The dictionary of combinations gives you an exhaustive list of the statistically strongest associations, in all the relevant syntactic contexts.

List of combinations

The headword's combinations are displayed in a vertical list. In some cases, longer sub-combinations, such as *asset of traffic lights* in the above figure, are grouped under a combination they contain, in this case *traffic lights*. When a particular determiner or preposition is part of a combination (*wait at traffic lights*, *bathe in blue light*), it means that that function word is significantly frequent in that particular context. You can scroll through the combinations using the vertical keyboard arrows and show sub-combinations using the horizontal arrows.

Labels

If a combination belongs to an informal register, a usage label (e.g. INFORMAL, OFFENSIVE) appears to the right of the combination. If a usage label applies to all combinations for a given headword meaning, it is not repeated next to each combination; instead, it is shown to the left of the heading that indicates the meaning.

Strength of combinations



A blue bar opposite each combination shows its relative statistical strength: the longer the bar, the stronger the combination in comparison with the other combinations in the same context. The strength depends on a combination's frequency, but also on the uniqueness of the association between the terms.

Meanings

When a word has several meanings, its combinations are grouped by meaning. The meanings are displayed in green, accompanied by a hide/show chevron.

Syntactic contexts

Combinations are grouped by syntactic context: *with adjective*, *with noun adjunct*, *with possessive* and so on; the number and nature of the contexts depend on the category of the headword. To allow an overall view of all the contexts, only the first five combinations for each context are displayed. You can see the others by clicking the grey text **and x others**, if applicable. You can expand or shrink each context using its hide/show chevron. The number of combinations for each context is shown in parentheses after the name of the context.

Combinations for decline , v.	Strength
> Decrease in Number, Size, etc. (1...)	
> Lose Strength or Stop Existing (52)	
> FORMAL – Refuse (72)	
> GRAMMAR – Inflect (1)	
<ul style="list-style-type: none"> <ul style="list-style-type: none"> > With direct object (1) <ul style="list-style-type: none"> decline a noun 	
<ul style="list-style-type: none"> <ul style="list-style-type: none"> NO LONGER USED – Move Downwa... > Noun modifier (present participle)... <ul style="list-style-type: none"> declining sun 	

Sorting

Combinations are sorted according to their strength by default. You can also sort them in alphabetical order of the first word in each combination by clicking the title bar.

Hide/show chevron

The hide/show chevron lets you expand or collapse the lists of meanings or contexts at once, as applicable.

Examples and definitions

Selecting a combination displays, in the right-hand panel, examples of the combination in real texts (when the **Examples** button at the bottom of the panel is activated) or the definition (when the **Definitions** button is activated). The words in the combination are highlighted in each example text. Each example is accompanied by the name of the author and title of the source, if applicable, as well as a link to the source in blue. This hyperlink lets you open the source website with one click.

Web search link

At the bottom of the list of examples is the **Web search** link, which lets you search for the words in the combination in Google, should you want to search in more detail.

List of sources link

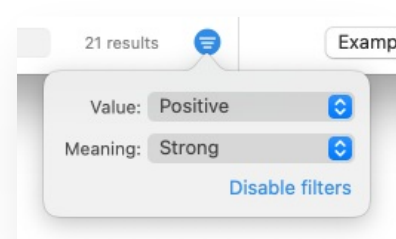
Clicking the **List of sources** link at the bottom of the list of examples displays all the sources used to compile the corpus from which the combinations and their examples were extracted.

Search filter

The search filter allows you to search for a string of characters in the list of combinations. When you are done, click the **x** on the right side of the search bar to bring back the complete list or begin a new search.

Thematic filters

Click the ☰ button to filter the list of combinations based on their connotation (positive or negative) or meaning (strong or weak). These filters help you choose the combinations that are most likely to meet your criteria by shortening the list of options. To return to the original display, click the button again and then click **Disable filters**.



DICTIONARY OF SEMANTIC FIELDS

DICTIONARY OF SEMANTIC FIELDS



A semantic field is a set of words whose members are linked semantically. Antidote's dictionaries already include several links of this type, e.g. combinations and synonyms. The dictionary of semantic fields goes further by bringing together the existing links and completing them with others.

To create this dictionary, we took our cue from the method previously employed for our combinations dictionary. We took our eight-billion-word corpus and put it under the magnifying glass of the Antidote analyzer to identify, for each noun, adjective, verb or proper noun, the words that appear most frequently in the vicinity of another.

The resulting dictionary of semantic fields presents the lexical landscape of every word. Or rather, it gives you two overviews, because the results are displayed in two ways: on the one hand, in a standard vertical list, and on the other, in an interactive word cloud. In the list, the results are grouped into three levels: first, by the meaning of the headword, if it is polysemous; then by category, so the elements listed are more cohesive; and finally, by statistical strength within each category. In the word cloud, the size of each element is proportional to the strength of its link to the headword. In both cases, clicking a word displays its semantic field in turn, allowing for easy navigation among related concepts.

Unlike combinations, two words do not have to be in a particular syntactic relationship to be considered neighbours. Consequently, certain words that appear in a semantic field may occasionally raise questions. Nonetheless, each included element does indeed occur frequently in the headword's environment.

Semantic fields are often used in teaching to help students discover related vocabulary or to expand the range of their ideas. The two views of semantic fields provided by the dictionary are designed with these goals in mind.

CONTENT OF THE DICTIONARY OF SEMANTIC FIELDS

The dictionary of semantic fields lists all the words that are semantically related to the headword, grouped by their meaning and ranked by the relative strength of their connection to the headword. It illustrates a semantic neighbourhood of words and lets you navigate through their conceptual web.

→ The corrector's **Semantic fields** filter in the **Statistics** prism offers a concrete illustration of the principal semantic fields of the text and words that it includes.

The screenshot displays the 'Semantic field for bulb, n.' interface. It features a hierarchical list of related words on the left, a strength bar in the center, a definition panel on the top right, and a word cloud on the bottom right. The interface is annotated with letters A through F and numbers 1 through 4.

1 Semantic field for **bulb, n.** **A**

INFORMAL – **A Light Bulb** (89)

2 **Nouns** (61)

- light bulb **3**
- halogen
- watt
- filament
- wattage
- and 56 others...

2 **Adjectives** (14)

- incandescent
- fluorescent
- bulbous
- dim
- compact
- and 9 others...

2 **Verbs** (12)

- light
- emit **C**
- illuminate
- dim
- replant
- and 7 others...

2 **Proper nouns** (2)

- Edison
- Sylvania

2 **BOTANY – A Stem** (97)

- Nouns** (77)
- ...

4 Filter **D**

B Strength

E Definition of **light bulb**, noun

From *light* + *bulb*.

♦ a glass bulb with a filament inside that produces light when it is supplied with electricity — change a light bulb on a lamp

F Word cloud containing: incandescent, light bulb, wattage, filament, watt, light, halogen.

List of words in the semantic field

Words belonging to the semantic field of the headword are presented in a vertical list and grouped by category. The nature of semantic links between these words varies: a semantic field may consist of combinations, words of the same family, synonyms, hyponyms, meronyms, etc. Use the vertical keyboard arrow keys to scroll through the list of words in the semantic field.

Strength of words in the semantic field

A blue bar opposite each word in the semantic field indicates its relative strength: the longer the bar, the more the word is semantically related to the headword.

Main semantic sections

Entries for words with multiple meanings are usually divided into separate sections, with each meaning indicated by a green text label. For example, the entry for the verb *fit* consists of three sections: “be the correct size”, “be appropriate” and “install something”.

Sorting

Click the title bar to sort the words in the semantic field in alphabetical order or by strength.

Hide/show chevron

The hide/show chevron lets you expand or shrink all the meanings or categories at once.

The interactive sphere

To complement the list, the interactive sphere lets you visualize a semantic field in the form of a word cloud. The size of each word reflects the strength of its link with the headword. Click a word in the sphere to call up its own semantic field, and you can embark on a journey through the whole lexicon. Click ↖ and the sphere will expand to fill the central panel. Click ↗ to return to the original view. The larger the sphere, the more words it contains.

When the word cloud is enlarged and the headword has several meanings, you can choose the desired meaning from the ☰ menu to the right of the header. If you only want to see the nouns (or only the verbs, adjectives, etc.) included in a displayed semantic field, choose the appropriate category from the menu.

Definitions panel

The definition of a word selected in the list is displayed in the upper part of the right-hand panel.

Search filter

The search filter at the bottom of the lets you search for a string of characters in the list of words belonging to the semantic field.

Thematic filters

When the semantic fields are displayed as a list, clicking the ☰ button on the right side of the search filter lets you display or hide words with negative connotations (*undrinkable, cheap*), positive connotations (*luxury, delicacy*), strong meanings (*delicious, luscious*) or weak meanings (*fine, good*). Click the button again, then click **Disable filters** to return the list to its original state.



DICTIONARY OF FAMILIES

DICTIONARY OF FAMILIES



Some groups of words which may be far apart in terms of alphabetical order are nevertheless closely related from a morphological and semantic point of view, like *write, rewrite, unwritten*. Learning new vocabulary would be much easier if these “broken families” could somehow be reunited.

That is what Antidote’s dictionary of word families sets out to do: group together words that have a common morphological root and which all revolve around a common meaning. Some members are formed by derivation, in the way that the adjective *unwritten* is derived from the verb *write*; others, by composition: the noun *watchdog* combines the words *watch* and *dog*. Of the thousands of morpho-semantic families we have been able to assemble, some of the particularly larger ones attest to the rich derivation system of the English language.

CONTENT OF THE DICTIONARY OF FAMILIES

The dictionary of families presents all the words in the headword’s morphosemantic family. A family consists of the words that have a common morphological root and variations on a common meaning. The following example shows the family of the word *fox*, which includes compound words like *foxhound* and derived words like *outfox*.

Fox, proper noun **fox, noun** fox, verb

Family of fox, n.	^	Cat.
fox		n.
fox		v.
foxhound		n.
foxhunter		n.
foxiness		n.
foxing		n.
foxlike		adj.
foxtail		n.
foxtrot		n.
foxtrot		v.
foxy		adj.
outfox		v.
<i>vulpine</i> – COLLATERAL		adj.

Definitions for **fox**, noun (also proper noun, verb)

From Old English *fox*.

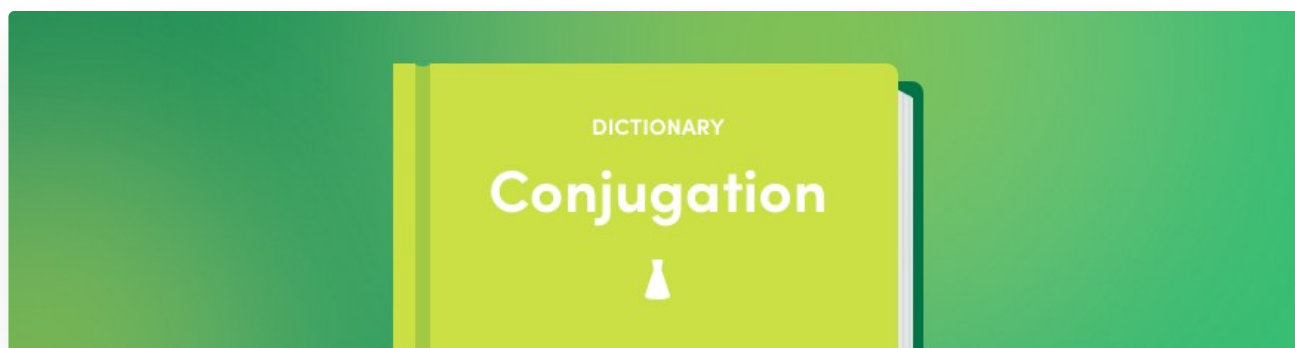
- ♦ ZOOLOGY – (countable) a small, wild, omnivorous mammal belonging to the Canidae family, with reddish fur and a bushy tail — There are baby foxes in the woods next to our house.
- (uncountable) the fur of this animal — a beautiful coat made of fox
- ASTRONOMY – *the (Little) Fox*: the constellation *Vulpecula*
- ♦ INFORMAL – (countable) someone who is very clever and able to easily deceive others

Clicking a word in the list calls up its definition in the right-hand panel. You can move from one word to another using the up and down arrow keys to see the definitions for all the words in a given family. Click the column name in the title bar to sort the list alphabetically or by syntactic category.

This list may contain adjectives shown in italic followed by the notecollateral, such as for the word *vulpine*. This adjective, meaning “relating to a fox” does not belong to the morphological family of *fox*, but their meanings are closely linked. Clicking the collateral note will open an article in the guides explaining the details of collateral adjectives.

DICTIONARY OF CONJUGATIONS

DICTIONARY OF CONJUGATIONS



Conjugation in English is simpler than in many other Indo-European languages. English verbs don't have nearly as many inflected forms as they do in French, for example. However, this does not mean that English grammar is any simpler than that of other languages: grammatical categories such as tense, person or mood are equally important in English, even if they do not systematically cause the form of a verb to change. Without context, the verb form *eat*, for example, could be in the infinitive, the first-person present indicative or a number of other categories. Yet in certain categories, its form does change (*ate*, *eaten*, etc.).

To avoid potential mistakes, understanding why you are using a certain form of a verb is just as important as using it. For example, in the sentence “It is necessary that he go”, the form *go* – and not *goes*, *went*, etc., – is used because the verb is in the third-person present subjunctive.

Perhaps because of the relatively limited variations in verb form, traditional English grammar resources have not typically included complete conjugation information by grammatical category. Antidote, unconstrained by the limits of paper reference material, provides a comprehensive set of tenses, moods and persons along with their corresponding forms. Auxiliaries for compound forms are also listed (e.g. *have* in the past perfect *have eaten*), as is the progressive aspect. This information is displayed clearly and intuitively in the form of a table, which can be expanded to show all conjugations, or condensed to display only the main ones.

Naturally, you can still rely on the corrector to spot any conjugation mistakes, but checking the conjugation dictionary can help you to learn, verify and compare in far greater depth.

CONTENT OF THE DICTIONARY OF CONJUGATION

Antidote is one of the few English-language resources offering complete conjugation information for all of the verbs in its dictionary, giving you hundreds of thousands of conjugated forms, all accessible with a simple click of the mouse.

light, noun light, adjective light, verbConjugation of **light**, verb

1 Condense view

Indicative**Present**

I	light
you	light
he/she/it	lights
we	light
you	light
they	light

Present perfect

I	have lit/lighted
you	have lit/lighted
he/she/it	has lit/lighted
we	have lit/lighted
you	have lit/lighted
they	have lit/lighted

Past

I	lit/lighted
you	lit/lighted
he/she/it	lit/lighted
we	lit/lighted
you	lit/lighted
they	lit/lighted

Past perfect

I	had lit/lighted
you	had lit/lighted
he/she/it	had lit/lighted
we	had lit/lighted
you	had lit/lighted
they	had lit/lighted

Future

I	will light
you	will light
he/she/it	will light
we	will light
you	will light
they	will light

Future perfect

I	will have lit/lighted
you	will have lit/lighted
he/she/it	will have lit/lighted
we	will have lit/lighted
you	will have lit/lighted
they	will have lit/lighted

Conditional**Present**

I	would light
you	would light
he/she/it	would light
we	would light
you	would light
they	would light

Perfect

I	would have lit/lighted
you	would have lit/lighted
he/she/it	would have lit/lighted
we	would have lit/lighted
you	would have lit/lighted
they	would have lit/lighted

Subjunctive**Present**

I	light
you	light
he/she/it	light
we	light
you	light
they	light

Present perfect

I	have lit/lighted
you	have lit/lighted
he/she/it	have lit/lighted
we	have lit/lighted
you	have lit/lighted
they	have lit/lighted

Past

I	lit/lighted
you	lit/lighted
he/she/it	lit/lighted
we	lit/lighted
you	lit/lighted
they	lit/lighted

Past perfect

I	had lit/lighted
you	had lit/lighted
he/she/it	had lit/lighted
we	had lit/lighted
you	had lit/lighted
they	had lit/lighted

Infinitive**Present**to **light****Perfect**

to have lit/lighted

Participle**Present**

lighting

Past

lit/lighted

Imperative**Present**light!
let's light!
light!2 **Progressive****Indicative****Present**

I	am lighting
you	are lighting
he/she/it	is lighting
we	are lighting
you	are lighting
they	are lighting

Present perfect

I	have been lighting
you	have been lighting
he/she/it	has been lighting
we	have been lighting
you	have been lighting
they	have been lighting

Subjunctive**Present**

I	be lighting
you	be lighting
he/she/it	be lighting
we	be lighting
you	be lighting
they	be lighting

Present perfect

I	have been lighting
you	have been lighting
he/she/it	have been lighting
we	have been lighting
you	have been lighting
they	have been lighting

Conjugated forms

Conjugation information is presented intuitively in the form of a table, with the appropriate verb forms for all relevant tenses and moods, as well as the progressive aspect. If an auxiliary verb is required, it is shown with the verb form in question. The form that you search for is highlighted to help you identify it.

[Show all](#)

By default, the dictionary of conjugations displays a condensed table featuring only the principal forms of a given verb, along with any auxiliaries. This view may well provide all the information you need, as English verbs take identical forms for many tenses and aspects. However, you may also find it useful to click **Show all** in the top right corner of the main panel, revealing an exhaustive list of conjugations for every person, tense and mood. Click **Condense view**, also in the top right corner, to return to the condensed table.

Progressive aspect

The conjugation dictionary also provides conjugation information for all tenses and moods in the progressive aspect (formed with the auxiliary verb *to be* and the *-ing* ending). Progressive conjugations are located in a separate section below the other conjugated forms, and can be expanded or collapsed by clicking the hide/show next to the section title.

Other conjugation resources

You can, of course, count on the corrector to spot conjugation errors in your text and to find the appropriate form for you. Additionally, a basic summary of inflected forms can be found for any verb in the **Details** panel of the entry in the dictionary of definitions.

DICTIONARY OF RHYMES

DICTIONARY OF RHYMES



This dictionary lists rhymes for a given word. It identifies a word's perfect rhymes and distinguishes these from its imperfect ones. For two words to be perfect rhymes, their vowels with primary stress must be identical in sound, as should all sounds that follow the vowels with primary stress. Additionally, the onset (the consonant sound preceding the primary-stressed vowel) must be different. For example, the words *revive* [ri-VIVE] and *deprive* [di-PRIVE] are perfect rhymes.

The dictionary of rhymes is also able to suggest words that do not exactly rhyme, but which share other phonetic similarities such as assonance or consonance.

The following image shows rhymes for the noun.

The screenshot shows a web interface for finding rhymes. At the top, there are tabs for 'Rhymes with flower, n.', 'Transcription', and 'Frequency'. The main panel is divided into three columns: 'Rhymes with flower, n.', 'Transcription', and 'Frequency'. The first column lists words with their phonetic endings in green text and square brackets, such as [lowuhr] (21) and [owuhr] (21). The second column shows phonetic transcriptions like [GLOW-uhr] and [OW-uhr]. The third column shows horizontal bars representing frequency. A search bar at the bottom left contains the text 'Filter' and '23 results'. On the right side, there is a 'Definition of glower, verb (also noun)' panel with a blue border and a blue circle 'A' in the top right corner. Below it is a 'More options' panel with a blue border and a blue circle 'B' in the top right corner, containing toggle switches for 'Imperfect rhymes' and 'Near-rhymes', dropdown menus for 'Categories' and 'Syllables', and a 'Frequency' slider.

The main panel displays the results, which are arranged in three columns and divided into sections that combine all words with the same series of final phonemes. This phonetic ending is shown in green text and is enclosed in square brackets. The number of results is indicated next to it. Sections are arranged by number of identical phonemes in descending order.

The first column of each section lists all the words with the phonetic ending in question. Each word is shown in the relevant inflected form, followed by an abbreviated indication of its syntactic category. Clicking this column's header alternates between ascending and descending alphabetical sorting.

The second column shows the phonetic transcription of the word using either phonetic respelling or the International Phonetic Alphabet. Clicking the transcription will play its pronunciation, preceded by the pronunciation of the word you are looking up. Clicking the column header alternates between four methods of sorting the results in each section. The first two methods follow an inverse phonetic order: they begin at the end of the word and sort the results according to the order of phonemes denoted by the phonetic alphabet (whose order resembles normal alphabetical order), and ascend or descend respectively. The third and fourth methods sort the results by the number of syllables, either ascending or descending.

The third column indicates the relative frequency of the word as a horizontal bar of proportionate length. Clicking the column header alternates between ascending and descending sorting by frequency.

By default, the results are presented in descending order of frequency.

To give a better overview of each section, only the first five results of each are displayed initially. If there are more than five, the list ends with the grey text **and x others...**, which can be clicked to reveal all the results. When the full list is displayed, click **Reduce to 5 results** to return to the original view. Additionally, each section is preceded by a hide/show chevron that collapses the list beneath.

If there is a particularly large number of results, the last section may be followed by **More results...** Clicking on this shows all of the results.

The hide/show chevron to the left of the title bar collapses the lists for all sections, leaving just the titles visible. This condensed view can be useful when results are divided into many different sections, for example, if you want to browse through all the perfect, imperfect and near rhymes for a long word.

The upper section of the right-hand panel shows the definition of the selected word.

DISPLAY AND SEARCH OPTIONS OF THE DICTIONARY OF RHYMES

The lower section of the right-hand panel (C) provides a number of options for adjusting the number and type of results displayed. To see additional options, click **More options**.

The screenshot displays the Dictionary of Rhymes interface. At the top, it shows the search term 'country' with two tabs: 'country, noun' (selected) and 'country, adjective'. A blue box labeled 'A' highlights the 'Rhymes with country, n.' section, which lists words like 'entry, n.', 'parliamentary, adj.', 'voluntary, adj.', 'inventory, n.', and 'involuntary, adj.' along with their IPA transcriptions. A blue box labeled 'B' highlights the 'Filter' section at the bottom left, which includes a 'Semantic Field' dropdown and a search input field. A blue box labeled 'C' highlights the 'Definitions for entry, noun' section on the right, which includes the definition 'From Anglo-French *entree*, 'entry'' and 'the act of entering a place'. Below the definition is a 'Fewer options' button. At the bottom right, there is a 'More results...' link and a '607 results' count.

Variants

This option is visible when the headword has several pronunciations, such as *aspecan* [pi-KAHN] or [PEE-KAN]. Use it to select the phonetic variant with which the results should rhyme.

Imperfect rhymes

By default, the English dictionary of rhymes displays only perfect rhymes. The **Imperfect rhymes** option expands the results to words that do not meet the criteria of perfect rhymes described in the **Presentation** section of this chapter, but can still be used as rhymes since they have identical final sounds. Types of imperfect rhymes include:

- **Identity:** Identities differ from perfect rhymes by the fact that the onset (the consonant or consonant cluster preceding the stressed vowel) is identical in both words. For example, *revive* [ri-VIVE] and *survive* [suhr-VIVE] are identities since the onset [v] is identical in both words.

- **Unstressed rhymes:** Unstressed rhymes differ from perfect rhymes in the primary stress between the identical final sounds in both words. For example, *revive* [ri-VIVE] and *archive* [ARK-ive] are unstressed rhymes since the primary stress falls on the second syllable of *revive* and the first syllable of *archive*.

Near-rhymes

The **Near-rhymes** option displays various types of phonetic similarities that are not strictly rhymes, but can still prove useful for poets or other wordsmiths. Types of near-rhymes include:

- **Near homophones:** These are words that only differ from the headword by a single phoneme, regardless of its position in the word. For example, *feast* [FEEST] and *fast* [FAHST], *headline* [HED-line] and *headlight* [HED-light].
- **Similar consonants:** These words have endings that differ only by similar consonant sounds, such as [p] and [b], or [s] and [z]. For example, *race* [RAYSS] and *praise* [PRAYZ], *erode* [i-ROHD] and *rewrote* [ree-ROHT].
- **Similar vowels:** These words have endings that differ only by similar vowel sounds, such as [o] and [aw]. For example, *don* [DON] and *yawn* [YAWN], *trolley* [TROL-ee] and *crawly* [KRAWL-ee].
- **Assonance:** Assonance occurs when two words have matching vowel sounds in the primary stress onwards, regardless of consonants. For example, *go* [GOH] and *road* [ROHD], *theology* [thee-OL-uh-jee] and *philosophy* [fi-LOSS-uh-fee].
- **Consonance:** Consonance occurs when two words have matching consonant sounds after the vowel with primary stress, regardless of vowels. For example, *sack* [SAK] and *brick* [BRIK], *conduct* [kuhn-DUKT] and *restrict* [ri-STRIKT].

When the **Imperfect rhymes** or **Near-rhymes** options are enabled, new sections are added to the list of results, and the type of imperfect rhyme or near rhyme is specified next to each one (*identity*, *assonance*, etc.). Both options are disabled by default, except in the case of words without any perfect rhymes; for these words, the **Imperfect rhymes** option is enabled by default. Regardless of the number of results shown by default, it can always be useful to widen your search to words that are more distantly related in terms of their phonetics.

Categories

This option is for filtering the results according to the desired syntactic category (*noun*, *adjective*, *verb*, etc.).

Syllables

This option is for filtering the results according to the number of syllables.

Frequency

This option is for setting a minimum frequency for the words that appear in the results. This can be adjusted using the slider, allowing rarer words to be hidden if they're of less interest or they weigh down the results.

Multi-word

This option extends the results to include sequences of words. For example, multi-word rhymes for *planet* include *plan it* and *scan it*.

→ Enable the **Imperfect rhymes** option at the same time to maximize the number of multi-word results.

Family

Two words belonging to the same family, such as the adjectives *discreet* and *indiscreet*, are generally considered to be weak rhymes. This option allows words from the same family as the headword to be included in or excluded from the results. (For more details on families, see the [Dictionary of Families](#) section).

With labels

This option allows words with usage labels (such as *informal*) or domain labels (such as *chemistry*) to be included in or excluded from the results. This option is enabled by default.

Transcription

This option changes the type of phonetic transcription used in the results (respelling or IPA).

English voice

Some words are pronounced differently in different regions. For example *tomato* is pronounced [tuh-MAHT-oh] in London and [tuh-MAYT-oh] in Toronto. This option defines the regional pronunciation with which the results should rhyme.

Search filter

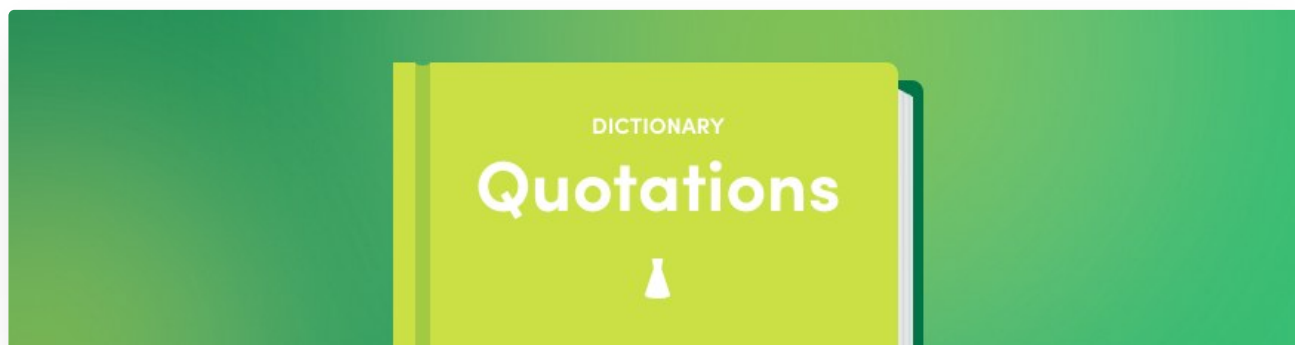
The search filter at the bottom of the screen lets you search for a string of characters in the results. Type your search term in the field at the bottom of the list of results and select **Filter** from the magnifying glass menu (🔍). Click the “x” on the right of the field to recover the complete list.

Semantic fields filter

To limit the results to one or more semantic fields, select **Semantic Field** from the magnifying glass menu (🔍) in the search field at the bottom of the list of results. Then, start typing a word from a particular semantic field (for example, *animal*): an instant-search menu will appear and propose the corresponding entry. Once the word is selected, only results belonging to the semantic field in question will be displayed. You can add up to five words this way (other examples: *colour* or *passion*) to multiply the semantic fields in which to look for results.

DICTIONARY OF QUOTATIONS

DICTIONARY OF QUOTATIONS



There is no better way to grasp the subtleties of how a word is used than being able to observe examples of the word as it is employed in context. That is the purpose of the dictionary of quotations, which provides hundreds of thousands of example sentences, none of which are drafted by lexicographers but rather are all drawn from literary and journalistic texts.

This dictionary offers up to fifteen quotations per word. The literary quotations appear first, presented in chronological order, followed by newspaper quotations. Each is accompanied by a hyperlink reference, which allows you to access the original website from which the quotation was taken.

The quotations are more linguistic in nature than literary. They have not been selected for their moral or poetic value, but because they clearly illustrate the way a word is actually used. The corpus that was assembled to develop the dictionary of combinations was put to use here again, which ensures that the quotations exhibit a large measure of temporal, geographic and stylistic diversity.

CONTENT OF THE DICTIONARY OF QUOTATIONS

The dictionary of quotations is a compilation of hundreds of thousands of sentences from great authors and leading publications to illustrate the different uses of words.

The dictionary provides up to fifteen quotations per word, starting with literary ones, in chronological order, followed by examples from the media. Each example is accompanied by the name of the author, the title of the source, as well as the name of the corpus for literary texts and the name of the website for media texts. Click the name of the corpus or the name of the website, in blue, to open the corresponding webpage.

HISTORICAL DICTIONARY

[heart, noun](#) heart, verb

Quotations with **heart**, noun

Inside your body it can wield instruments to repair **heart** valves or remove diseased prostate glands.
[The Economist](#)

Oxygen consumption, calorie burn, **heart** rate and perceived exertion were monitored throughout the workout.
[Times Colonist](#)

If the playing styles and patterns do not quicken the spectator's **heart**, then and only then will they turn away.
[The Australian](#)

The request for charity donations in lieu of wedding presents has caused some **heart** attacks among the old guard.
[Irish Examiner](#)

She was the beating **heart** and guiding light of an extended family that did not escape the ravages of Cabrini life.
[Chicago Tribune](#)

A bounding pulse can result from fluid overload due to **heart** failure, chronic kidney failure, and other conditions.
[The New York Times](#)

Can she pull this off and win the **hearts** of this rural audience or will she fail and disrespect a sacred tradition?
[BBC](#)

HISTORICAL DICTIONARY



The birth of the English language is generally situated around the mid-seventh century. The oldest literary documents written in Old English, the language of the Anglo-Saxons, are dated from this period. Descended from Proto-Germanic and greatly influenced by Old Norse, Norman French and Latin, English slowly but surely came into its own, frequently borrowing from its neighbours and invaders, such as for the words *government* (from Anglo-French and Classical Latin), *want* (from Old Norse), *tobacco* (from Spanish and Arabic) and *camera* (from Late Latin and Ancient Greek), in addition to creating its own words (*work, night, hand...*). The spelling and the current meaning of English words are the product of this long evolution. Antidote's historical dictionary tries to summarize this process in an original way, shedding light in so doing on the richness of contemporary English.

The historical dictionary describes the etymology of most of the words in the dictionary; hundreds of the more remarkable entries also include detailed notes. It also showcases all the etymological relationships of each word. By cross-referencing our etymological data, we were able to display all the words derived from the same etymon in a simplified tree structure, which sometimes yields surprising connections, like discovering that the words *shirt* and *skirt* both derive from the same Proto-Germanic root. Antidote contains over 2 million etymological links, and they paint a detailed historical portrait of the English language.

The historical dictionary is supported by a special guide, tracing the evolution of English and describing the processes by which new words are created. Moreover, in the corrector, the **Etymology** filter in the **Statistics** allows you to trace first-hand the genealogy of your texts, language by language, word by word.

ETYMOLOGY

Antidote provides all the details on the origin of the headword: how it originated, its language of origin and its spelling and meaning in that language. If you would like to learn more about a language of origin, just click the orange link to see the corresponding article in the historical guide. Words whose unusual evolution merits more explanation are accompanied by a detailed note.

[pike, noun](#) [pike, verb](#)

History of **pike**, noun

Etymology

1. Borrowing from **Middle French** *pique*, ‘a spear’; from **Middle French** *piquer*, ‘to sting’; from **Old French** *pic*, ‘extremity’; from **popular Latin** *piccare*, ‘to hit using a pointed instrument’.
2. Truncation of *(turn)pike*; from **Old English** *turnian*, ‘to rotate’, with influence of **Old French** *turner*, ‘to turn’; from **Ancient Greek** *tornos*, ‘lathe’.

Etymologically Related Words

Origins: **PICCARE** pop. Latin > **PIQUE** Middle French > **pike**.

PICCARE pop. Latin

- **PICADOR** Spanish — **picador**.
- **PIQUET** Classical French — **picket** → picket (→ picketer).
- **PICOT** Classical French — **picot**.
- **PICOTER** Classical French — **picotee**.
- **PIQUE** Middle French — **pike**[1.] → pikestaff, pike, pikeman • **pique**.
- **PIQUER** Middle French — **piquant** → piquancy, piquantly, piquantness.
- **PIQUER** Classical French — **pique**.

Origins: **TORNOS** Ancient Greek > **TURNIAN** Old English > **turn** > **pike**.

TORNOS Ancient Greek

- **TURNIAN** Old English — **turn** → U-turn, overturn, unturned, turnback, turnbuckle, turncoat, turndown, turnabout, turnaround, turner (→ turnery, woodturner), turnkey, turnover, overturnable, turn-off, turn-on, turnout, turnpike (→ **pike**), turnround, page-turner, outturn, turnstile, turnstone, turntable (→ turntablist), turnup, turnt.
 - **TOURN** Anglo-French — **turn**.
 - **TOURNEDOS** Modern French — **turnedos**.
 - **TOR** Old French — **tour** → tour, tourer, tourist (→ touristic, touristically, touristy, touristed, ecotourist), tourism (→ agritourism, agrotourism, ecotourism, overtourism, voluntourism).
 - **TURISTA** Spanish — **turista**.
 - **TORNEMENT** Old French — **tournament** → pretournament.
 - **TURNEI** Anglo-French — **tourney**.
 - **TURNEIER** Anglo-French — **tourney**.
 - **TOURNIQUET** Classical French — **touriquet**.
- and 9 other groups...

Etymologically related words

Words that share the same origin are listed in this section, with an indication of their common etymon and the source language. They are grouped into separate subsections when their more recent etymons are different. An arrow shows the words derived from an English word in the list, while a bullet (•) indicates a word derived directly from the same etymon as the first word in the subsection.

In the **Etymologically related words** section, clicking an etymon displays its meaning. Clicking a language, in small grey characters, takes you to the corresponding article in the historical guide. Lastly, clicking a word that is one of the “etymological siblings”, i.e. the words derived from the same etymon, displays the definition of the word.

In some cases a word may have more than one etymology. *Pike*, for instance, is derived from popular Latin and Old English words. In these cases, the historical dictionary numbers the different etymologies (1., 2., 3., etc.) and may show more than one “family” of etymologically related words.

SEARCHING

INSTANT SEARCH

The instant search menu appears as soon as you start typing a sequence of characters in the headword search field. Antidote tries to help you by guessing what you're looking for as you type, whether it's a word, an expression, part of an expression or something else, and displays a list of suggestions. Click one of the suggestions to consult the corresponding entry in the dictionary. You can also press **Enter** or **Return** when the word you want is highlighted in the list.

Complete

displays anagrams formed with all the letters in the search string.

With substitutions

displays anagrams formed when at least one letter in the search string is substituted for another.

MULTI-WORD SEARCH

You can enter several words in the headword search field. If the words you enter form an expression found in the dictionaries (*live birth*, for example), Antidote displays it like any other term. Otherwise, it will search all the dictionaries for each component word. The results will be displayed in the search criteria panel, where all the text in blue is clickable. Clicking the title of a search result takes you directly to the relevant entry in the dictionary where the expression was found. The results can be narrowed down using the sorting and filtering options on the left.

If no matches are found for the search term, the results will nevertheless display the entries for each component word. Links to additional resources, like Wikipedia, are provided on the left, should you want to expand your search. In all cases, you can add the search string to a personal dictionary by clicking the [Add search term to a personal dictionary...](#) link in the lower left-hand corner.

SEARCHING BY CRITERIA

SEARCHING WITH VARIABLES

In some situations, you may want to search for a word even if you don't know all the letters. Maybe you're missing a five-letter word starting with *py* to finish your crossword, or you're writing an assignment on heat sources and are looking for words containing the string *thermo*. Searching with variables is an excellent way to find the word or words you're seeking.

The search results are displayed as a list of words accompanied by their syntactic categories and a preview of their definitions. The options in the left-hand column let you sort and filter the results.

The results sometimes combine different forms of the same word (e.g., several conjugations of the same verb) on one line, for easier reading.

*: one or more unknown characters

Use the asterisk (*) to replace any letter or group of letters. For example, to see which words contain *thermo*, enter **thermo**.

→ The asterisk replaces a string of any length, including an empty string.

\?: a single unknown character

Use the question mark (?) to replace any single letter. Enter *py???* to find the word missing from your crossword.

→ The string *py???* searches for words with exactly five letters starting with *py*.

&: an unknown vowel

The ampersand (&) replaces a single vowel (*a, e, i, o, u, y*). Searching for *poli&* will return the word *polio*.

#: an unknown consonant

The hash (number sign) replaces a single consonant (*b, c, d, f, g, h, j, k, l, m, n, p, q, r, s, t, v, w, x, z*). Searching for *poli#* will return the word *polis*.

Sorting

You can sort the list of results by clicking the options in the **sort** section of the results panel. For instance, if you click **by category**, the results will be sorted by category in ascending alphabetical order.

Category filters

You can limit the displayed results to a particular syntactic category (noun, adjective, etc.) using the options in the **categories** section.

Forms

- **inflections:** use this option to restrict the results to simple word forms (infinitive verbs, singular nouns). If you uncheck this box and search for *polic?*, the form *policies* won't be displayed because it is the plural form of *policy*.
- **with spaces:** uncheck this box to exclude words containing spaces and special characters like hyphens and apostrophes. For instance, if you search for **operate*, the word *co-operate* will not appear, since it contains a hyphen.

Limiting searches with variables

In some cases, searching with variables can produce such a large number of results that it will slow Antidote down. For that reason, the number of results that can be displayed is limited to 1,000. Antidote may also consider the search request too vague, given the number of variables. In that case, the number of results will be limited to 500.

TEXT SEARCH IN THE DICTIONARIES

You can search for words that appear in the main panel of the dictionaries (i.e., in the entries themselves) by the keyboard shortcuts **⌘ + F** (Mac) or **Ctrl + F** (Windows). Any occurrences of the character string you enter will be highlighted in the current dictionary. Click the arrows to move between them. Click **Done** to close the search. In some dictionaries (combinations, rhymes, etc.), a search bar is always visible at the bottom of the . Type a string of characters to filter the list of results so it only displays those containing the search string.

LIST OF FAVOURITES FROM THE DICTIONARIES

The favourites menu is accessible by clicking the heart icon to the right of the headword search field (♥). It lets you bookmark your favourite dictionary entries. To add an entry to your favourites while you are consulting it, just click the ♥ icon or click the drop-down menu beside it and select **Add to favourites** (if you already created one or more personalized word lists, this option appears as **Add to list**). The heart icon changes colour for that entry and you can access your favourite dictionary entries from that same drop-down menu.

To delete an entry from your favourites, open it in the dictionary and click ♥ (the icon will return to its original state) or click the drop-down menu beside the icon and select **Remove from favourites** (if you already created one or more personalized word lists, this option appears as **Remove from list**). You can also select **Edit** from the drop-down menu to open the *Favourites*; select **Favourites** in the **Dictionaries** section of the panel on the left side of the, then select the entries you want to delete on the right side. Click in the top right corner of the, select **Delete selection** from the menu and confirm the deletion. Selecting **Delete all** will delete all entries in the list at the same time.

You can also manage your favourites by.

PERSONALIZED WORD LISTS

It is also possible to create personalized word lists. To create a new list, select **Add a list** from the favourites menu and enter a title for the list. Once the list is created, you can add the current entry by clicking the ♥ icon and choosing the list to which you want to add the word. You can access the words added to the list from the favourites menu.

To remove a word from a personalized list, go to the entry for the word and click the ♥ icon or click the drop-down menu beside the icon and select **Remove from list**. You can also open the *Favourites* by selecting **Edit** from the same drop-down menu; select your list from the panel on the left, and select and delete multiple words at the same time from the panel on the right as described above.

You can also manage your personalized lists by.

4 THE LANGUAGE GUIDES

Antidote brings together close to 500 articles on the pleasures and pitfalls of English in ten guides **Spelling, Lexicon, Grammar, Syntax, Punctuation, Style, Business Writing, Typography, Phonetics** and **History**. With easy-to-remember tips and tricks, carefully chosen examples and a wide range of topics, the guides will help you understand any mistakes you make and, more importantly, avoid them in the future.

The screenshot shows the Antidote website interface. On the left is a sidebar titled 'Guides' with a list of ten categories: Spelling (59), Lexicon (30), Grammar (81), Syntax (40), Punctuation (55), Style (50), Business Writing (24), Typography (42), Phonetics (20), and History (77). Below this is a 'Table of contents' section. The main content area displays an article titled 'Countable and Uncountable Nouns: Common Mistakes'. The article text discusses countable nouns and provides examples like 'two apples and five bananas' and 'with a few friends'. A 'CAREFUL!' note mentions plural-only equivalents in other languages. The interface includes a search field, history arrows, favourites, and display options for the table of contents.

The colour of the guides is orange (■). Their icon is an orange book and orange hyperlinks point to their articles.

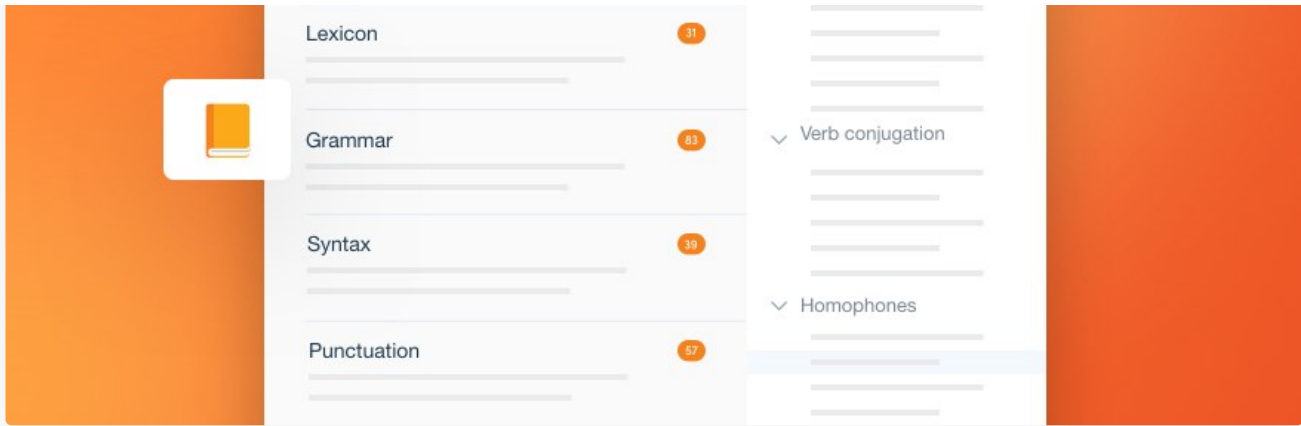
LANGUAGE GUIDES

Spelling

61

Spelling (61)

Plurals



Antidote comes with a number of language guides covering a broad range of topics relevant for writing in English. They contain several hundred articles which explain in detail the rules and conventions that govern English. Written in an accessible style, the articles describe these rules and conventions and illustrate them with well-chosen examples. The basic notions of English grammar are presented, and certain “tricks” are provided to help retain some of these. In each guide, the articles are structured according to themes and sub-themes, enabling you to quickly cover all the aspects of a given problem. An intelligent search function allows you to rapidly locate all the articles pertaining to a particular subject.

For questions of grammar, style, punctuation and typography, our guides draw inspiration from a number of authoritative references including *The Cambridge Grammar of the English Language*, the *Oxford English Grammar*, *New Hart’s Rules*, *The Canadian Style* and *The Chicago Manual of Style*. Letter writing information in the business writing section incorporates recommendations from the aforementioned style guides as well as the postal services of the corresponding countries.

The lexical and spelling guides cover many difficult problems, some well-known and others less so. In conjunction with the corrector’s style view, the style guide can help to improve the flow and tone of your texts.

The phonetics guide recalls the phonetic transcriptions found in the dictionary of definitions and the conjugations. It describes the principles of the English sound system, and in particular two of its regional variants: General American and General Southern British.


The historical guide is of a different nature; it is meant to support the historical dictionary. This detailed guide traces the evolution of English from its origins. A series of articles describe the many languages of the world from which English has borrowed. Each article is linked to the etymological contents of the historical dictionary, where you can learn, for example, that *nomadic* comes from Middle French, which inherited it from Classical Latin, which had borrowed it from Ancient Greek. Click the name of a language and the historical guide opens to the corresponding article.

It is this kind of interconnection with Antidote’s other resources that makes the language guides so valuable. In addition to the historical dictionary, when the corrector flags an error, it doesn’t just state its nature; it invites you to open the relevant guide directly to the article which explains the rule that has been broken. What better way to learn?

GENERAL FUNCTIONS

MAIN WINDOW OF THE GUIDES

Antidote gathers together hundreds of articles on the difficulties of English, divided into eleven guides **Spelling**, **Lexicon**, **Grammar**, **Syntax**, **Punctuation**, **Style**, **Business Writing**, **Typography**, **Phonetics**, **History** and **Language Matters**. Thanks to easy-to-memorize tips, timely examples and a wide variety of topics, the guides help you to understand your mistakes and, especially, how to avoid making them again.

The colour associated with the language guides is orange, and they are represented by an orange book ; links to the guides appear in orange, with some exceptions.

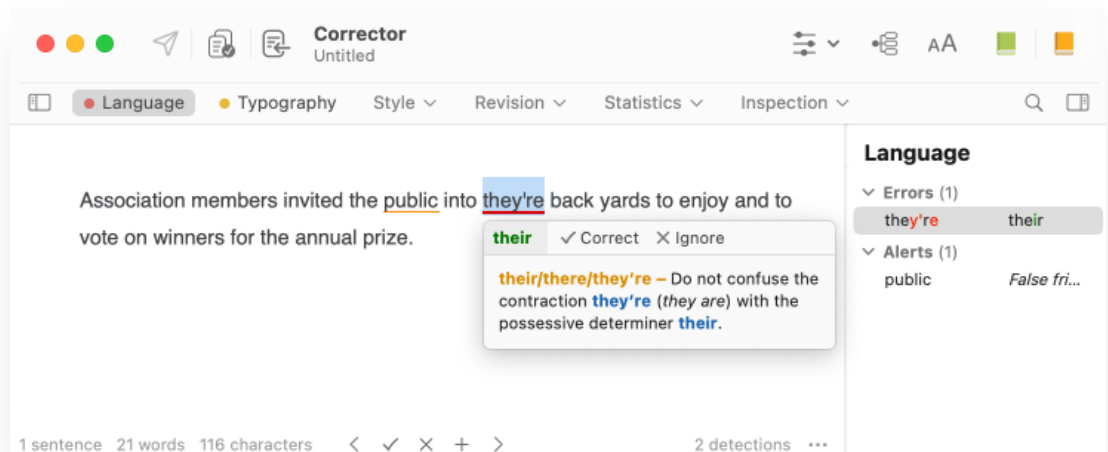
ACCESSING THE GUIDES

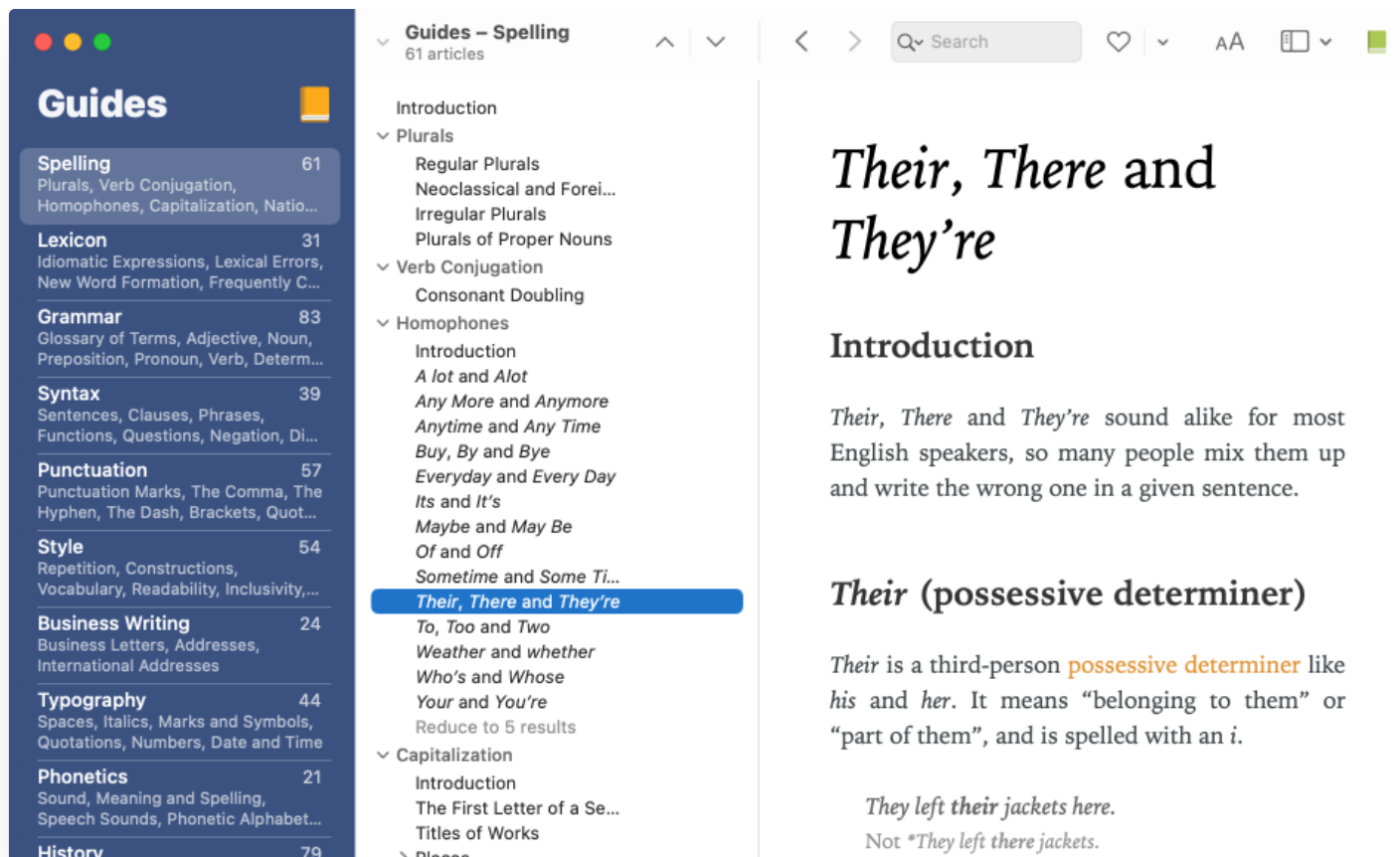
FROM OTHER SOFTWARE

To access guide articles, launch Antidote and select the desired guide. How you launch Antidote depends on the software you are using.

→ To learn how to launch Antidote from within your favourite software,

CONTEXT-SENSITIVE ACCESS FROM THE CORRECTOR



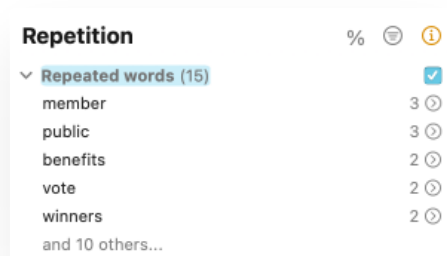


Access to the guides from the corrector is context-sensitive, meaning that Antidote opens the specific article that applies to the current detection. To consult the guide article associated with a given detection, select the detection and do one of the following:

A green detection title links to a word's definition or conjugations. A grey title indicates that the dictionaries and guides contain no information on the current detection.

CONTEXT-SENSITIVE ACCESS FROM THE STYLE AND REVISION FILTERS

The style view and revision prism associated with an article in the language guides to help you evaluate any changes you may need to make to your text. Click the ⓘ icon in the top right-hand corner of the list of detections to read an article that provides a general portrait of the current view or prism.



CONTEXT-SENSITIVE ACCESS FROM THE DICTIONARIES

Dictionary of definitions

The **Details** panel in the dictionary of definitions often includes orange hyperlinks. Click one of these links to open an article in the guides that relates to the headword. Clicking a blue usage label (e.g. INFORMAL) in the body of the definition opens an article relating to that label.

Difficulties

Usage: Followed by an infinitive without *to*.

Lexicon – Confusion: “Do”, “Make”, “Have”, “Take”, etc.

Dictionary of conjugations

Clicking the green heading for a verb mood or tense will open the corresponding article in the guides that explains the use of that mood or tense.

Historical dictionary

The etymology section of the historical dictionary displays the source language(s) of the headword in orange. Click one of these orange hyperlinks to open an article in the guides about the corresponding language and its contribution to English.

NAVIGATING THE LANGUAGE GUIDES

There are different ways of getting around in the guides: the table of contents, smart search.

TABLE OF CONTENTS

The table of contents is displayed on the left-hand of the guides and is broken down into two levels: guides and articles. In the list of guides, the number of articles each guide contains appears to the right of its title and a brief list of some of the topics it addresses is displayed beneath. Select a guide to see its contents—topics, subtopics and articles—displayed in the panel to the right, then click the title of the article you want to read.

SMART SEARCH

The screenshot shows the 'Guides' interface. On the left is a table of contents with the following items:

Spelling	61
Plurals, Verb Conjugation, Homophones, Capitalization, Natio...	
Lexicon	31
Idiomatic Expressions, Lexical Errors, New Word Formation, Frequently C...	
Grammar	83
Glossary of Terms, Adjective, Noun, Preposition, Pronoun, Verb, Determ...	
Syntax	39
Sentences, Clauses, Phrases, Functions, Questions, Negation, Di...	
Punctuation	57
Punctuation Marks, The Comma, The Hyphen, The Dash, Brackets, Quot...	
Style	54
Repetition, Constructions, Vocabulary, Readability, Inclusivity,...	
Business Writing	24
Business Letters, Addresses, International Addresses	
Typography	44
Spaces, Italics, Marks and Symbols, Quotations, Numbers, Date and Time	
Phonetics	21
Sound, Meaning and Spelling, Speech Sounds, Phonetic Alphabet...	
History	79
Etymology, Vocabulary Formation, Native Lexical Stock Languages, Hi...	
Language Matters	33
Periods: The End of the Line?, Same Land, Different Brand: Investigating...	

On the right is a search results panel titled 'Guides – Spelling' with 61 articles. The results are categorized as follows:

- Introduction
- Plurals
 - Regular Plurals
 - Neoclassical and Forei...
 - Irregular Plurals
 - Plurals of Proper Nouns
- Verb Conjugation
 - Consonant Doubling
- Homophones
 - Introduction
 - A lot and Alot*
 - Any More and Anymore***
 - Anytime and Any Time*
 - Buy, By and Bye*
 - Everyday and Every Day*
 - Its and It's*
 - Maybe and May Be*
 - Of and Off*
 - Sometime and Some Ti...*
 - Their, There and They're*
 - To, Too and Two*
 - Weather and whether*
 - Who's and Whose*
 - Your and You're*
- Reduce to 5 results
- Capitalization
 - Introduction
 - The First Letter of a Se...
 - Titles of Works
 - > Places
 - > People
 - > Specific Cases
- National Varieties
 - Introduction
 - > UK/US Differences

Use the search field to quickly find all the articles on a given topic. Just enter a word and the results will be displayed in a drop-down list as you type. Each result shows the title of the article containing the search term, the guide containing the article and a short passage showing the search term in context. The results are refined as you enter more of the search term.


The results are ranked by relevance. The title of an article is displayed in red when it contains the search term.

To read an article, select the corresponding result. All the occurrences of the search term are highlighted in the article, so you can spot them easily.

To repeat a recent search, click the magnifying glass icon (🔍) in the search field and select one from the list of previous searches that appears. You can delete your recent searches by clicking **Delete recent searches** at the bottom of the list.

LINKS

The guide articles often include hyperlinks in orange (or in grey under **See also**), allowing you to quickly consult other related articles. The cursor turns into a small pointing hand when you hover over a hyperlink. Just click the link to display the article.

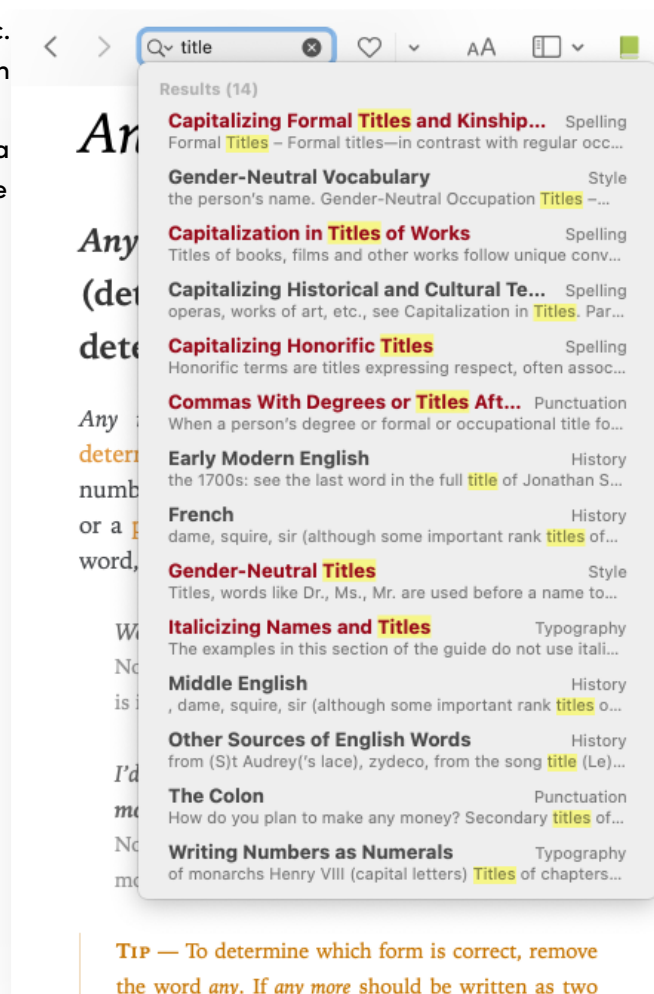
A link followed by the  symbol means it will open an external source in your browser.

LIST OF FAVOURITES FROM THE LANGUAGE GUIDES


FAVOURITES

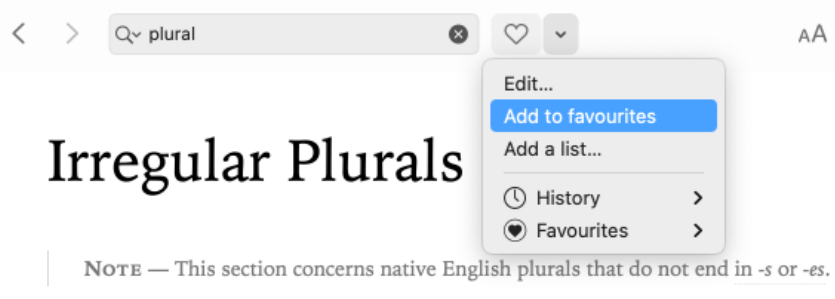
The favourites menu is accessible by clicking the heart icon to the right of the search field (♡). It displays a list of your favourite articles for quick access. To add an article to your favourites, open it in the guides and do one of the following:

- Click the heart icon(♡).



Language Matters

Also published on our [website](#) , the *Language Matters* section offers a closer examination of some of English's most frequently asked or tricky questions. In each article, Antidote's team of linguists



- Click the chevron to the right of the heart, then select **Add to favourites** from the drop-down menu. (If you already created one or more personalized lists, this option appears as **Add to list**.)

The heart changes colour, indicating that the article has been added.

Each article is saved in the favourites menu. Click the chevron to the right of the heart icon and select **Favourites** to display the list, then select the article you want to read again.

REMOVING FAVOURITES


To remove an article from your list of favourites, open the article in question, then follow the procedures described above but instead of selecting **Add to favourites** from the menu, select **Remove from favourites**.


You can also select **Edit** from the drop-down menu to open the *Favourites*, then select **Favourites** in the **Guides** section of the panel on the left, and select the article or articles you want to remove from the list on the right. Finally, click , select **Delete selection** from them menu and confirm the deletion. Selecting **Delete all** will delete all articles in the list at the same time.

In all cases, the heart will change colour again to indicate that the article has been removed.

You can also manage your favourites by.

PERSONALIZED LISTS OF ARTICLES

You can also create personalized article lists. To create a new list, select **Add a list** from the favourites menu and enter a title for the list. Once the list is created, you can add the current article by clicking the  icon and choosing the list to which you want to add the article. You can access the articles added to the list from the favourites menu.

To remove an article from a personalized list, open it in the guides and click the  icon again or click the drop-down menu beside the icon and select **Remove from list**. You can also open the *Favourites* by selecting **Edit** from the same drop-down menu; select your list from the panel on the left, then select and delete multiple articles at the same time from the panel on the right, as described above.

You can also manage your personalized lists by.

PRINTING LANGUAGE GUIDE ARTICLES

You can print content from any of the guides. To print the current article, select **Print** from **File** menu.

5 LIVE CORRECTION


6 ANTI-OOPS!

When you click **Send**, Anti-Oops! checks that you haven't forgotten to include an attachment. If there is no file attached, Anti-Oops! has Antidote analyze your message. If it finds that an attachment is mentioned, Anti-Oops! alerts you by opening a window directly in your email program. You can then stop sending the message and attach the missing file, or go ahead and send it without the attachment.

Anti-Oops! will show you the part of your message that suggests you may have forgotten an attachment. In the example on this page, the clue is "the registration form attached".


→ If the phrase that triggers an alert is a sentence automatically added by your email program, or you don't think it needs to be corrected, you can tell Antidote to ignore it in the future.

THE CORRECTOR IS READY

Anti-Oops! links your email program to Antidote. When you click **Send**, it springs into action and makes sure you haven't forgotten to have Antidote check your message. If necessary, it automatically launches the corrector. Once you've corrected your message, just click Antidote's  icon or **Send** in your email client.

7 SETTINGS

WHY ADJUST THE SETTINGS?



The settings serve to adjust Antidote's actions when it corrects a text. A good assessment of your needs as a user, combined with the proper settings that accurately reflect them, will ensure an optimal and user-friendly experience when you write and correct your texts.

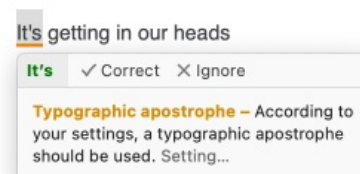
Antidote's settings are divided into main sections: **Corrector**, **Language** and **Typography**. The Typography section, for example, contains settings that follow the norms common to your language variety. These can be changed at any time, either individually or en masse by applying the default presets or one you created yourself.

ACCESSING THE SETTINGS

→ You must access the settings from within Antidote, not your writing software.

From the corrector

The word **Setting** appears in grey after the tooltip's explanation for any detections associated with a particular setting. Click it to open the settings to the relevant panel.



ADJUSTING THE SETTINGS

In the figure shown below, the setting for correcting prepositions at the end of a sentence is enabled: the corrector will flag sentences like *Where are you coming from?* Hovering the cursor over each setting and over each of its values (if any) brings up a tooltip explaining your options.

Recommended values

Click the button at the bottom of the settings panel to apply the default settings. Note that the recommended configuration for certain settings (difficulties, false friends, etc.) may vary according to the written English ability level defined in the [User Panel of the Language Settings](#). For example, if you indicated in Antidote's settings that English is not your first language and that your written English is not very good, the recommended values for false friends will be automatically set to maximum sensitivity.

→ If the button is greyed out, the recommended settings are already applied in the current panel.


PRESETS

The presets allow you to promptly switch from one settings configuration to another. They let you adjust dozens of settings across a number of panels with a single click.

If you normally write emails where an informal tone is appropriate, you might choose a less restrictive combination of settings: **Informal usage**. When you have an important letter to write and want stricter settings, you would likely select **Formal usage** or **Maximum sensitivity**. Once you have finished correcting your writing, the presets menu lets you easily return to your regular settings. When a preset is active, a check mark appears beside it in the menu.

Spelling and grammar errors are always flagged, regardless of the preset selected.

You can access the presets by opening the **Presets** menu in the bottom-left corner of the settings.

You can also access the presets from the corrector by clicking the settings icon  in the toolbar. For more details, consult the [Adjusting sensitivity](#) section of the [Corrector](#) chapter.

Choose from the following presets:

Recommended values

Antidote adjusts all settings to the recommended values.

Maximum sensitivity

Antidote adjusts all relevant language and typographic settings to their maximum level.

Formal usage

Antidote adjusts all relevant language settings to ensure the thorough correction of word usage, syntax, punctuation, capitalization and possible lexical confusion. Typographic settings are similarly adjusted for fine-grained verification based on the recommended usage for your language variety.

Informal usage

Antidote adjusts all relevant language settings to allow for correction that is less strict and disables the settings linked to alerts. Antidote will also disable most of the settings related to typography, so only obvious typographical errors (e.g. two spaces between words) are flagged.

Minimum sensitivity

Antidote adjusts all relevant language and typographic settings to their minimum level.

CUSTOM PRESETS

If the existing presets do not fully meet your correction needs, you can create your own presets and add them to the menu. You can create as many presets as you want and easily switch between them according to the text being corrected.

To create a custom preset, adjust whichever settings you deem relevant, then click the **Presets** menu and select **Save as**. Give your new preset a name that reminds you what it's for—the name of the client whose latest novel you are editing, for example.

You can use an existing preset (custom or default) as a starting point to create a new one and change only the necessary settings: select a preset from the **Presets** menu, then change the language or typographic settings of your choice. Once you've made all the changes you had in mind, click the menu again and select **Save as**.

Modifying a custom preset

To edit or update an existing custom preset, select the preset you want to modify from the menu and adjust the settings according to your new needs. A dash appears beside the preset name in the menu to indicate that the current preset has been modified. Select **Save** to keep your changes, or choose **Save as** to create a new, separate preset with your reconfigured settings.

Deleting a custom preset

Apply the preset you want to delete, then select **Delete the current preset** from the menu and confirm the deletion.

INTERFACE SETTINGS

GENERAL PANEL OF THE INTERFACE SETTINGS

APPEARANCE PANEL OF THE INTERFACE SETTINGS

ACCESS CONTROL PANEL OF THE INTERFACE SETTINGS

Filter from the dictionaries

Some words belong to an offensive register (e.g. the noun *moron*), or may have an informal meaning related to sex (e.g. *knockers* in the sense of “breasts”) or recreational drug use (e.g. *crackhead*). This setting allows you to hide some words or definitions that may be unsuitable for certain users.

Filter from Wikipedia

Wikipedia is an online encyclopedia whose content is written entirely by Internet users. The quality of its content is out of Druide’s control. If you prefer, Antidote can try to filter adult content from the Wikipedia articles it displays.

AUDIO CONTENT

Disable pronunciation in the dictionaries

Antidote can read aloud different elements in the dictionaries. This setting removes the speaker icon (🔊) from pronounceable elements in all the dictionaries.

→ The settings in the **Access control** panel are inactive by default. To change them, you must first click the padlock icon and enter account credentials granting administrative privileges on your computer.

EXTERNAL RESOURCES PANEL OF THE INTERFACE SETTINGS

SYNCHRONIZATION PANEL OF THE INTERFACE SETTINGS

CORRECTOR SETTINGS

The settings discussed in this section let you adjust how the corrector generally approaches the analysis of your text. See the next section (**Language Settings**) for settings related to the user’s linguistic preferences, alerts and other correction options.

GENERAL PANEL OF THE CORRECTOR SETTINGS

SPLITTING

Treat a carriage return as the end of a sentence

The corrector does not always consider a carriage return as the end of a sentence. Occasionally, a carriage return may be used simply to indicate a new line. If, for a given text, the corrector does a poor job of segmenting your sentences, you can enable this setting so it systematically splits the sentences at all carriage returns.

→ This setting is disabled by default.

Show spaces between paragraphs

The corrector does not always consider a carriage return as the end of a paragraph. If, for a given text, the corrector does a poor job of segmenting the paragraphs, you can enable this setting so it systematically segments the paragraphs at all carriage returns and adds a blank line between them. Note that this setting does not affect the grammatical analysis, only how text is displayed in the corrector window.

→ This setting is disabled by default.

CORRECTION MODE

Correct or ignore identical detections all at once

Antidote may flag a number of identical detections during the correction process, resulting in the same detection being repeated in several places throughout your text. You can instruct Antidote to automatically correct (or ignore) all identical detections, or to correct (or ignore) only the selected one.

→ This setting is enabled by default.

Correct by replacing entire words

If this box is checked, when you choose to correct an error, the entire word is replaced in your document rather than just the characters that need to be modified. This can make it easier for programs that offer a “track changes” feature to spot the changes in your text. However, some formatting features (e.g. superscripts) may be lost.

→ This setting is disabled by default.

EXCLUSIONS PANEL OF THE CORRECTOR SETTINGS

Ignore text between the following tags

It may be useful to exclude certain passages from the corrector’s analysis. You may want to do this, for example, in the case of a mathematical formula or for some “hidden” text in certain writing software. By enclosing a passage within the tags of your choice, you can force the corrector to ignore it.

→ This setting is disabled by default.

DISABLED ALERTS PANEL OF THE CORRECTOR SETTINGS

Using the **Disable** command in the tooltips or status bar, you can hide alerts associated with a given word. This causes Antidote to add the word in question to the list of **Disabled alerts** in the settings. The words listed in this section of the corrector settings can be viewed or removed at any time.

WORDS

Select a word from the list to display its associated alert in the right-hand column. If you click the “-” button at the bottom of the list, Antidote will remove that word from the list and begin displaying the associated alert again.

→ The right-hand column may display multiple alerts for the same word. When a word is subject to multiple alerts, none of them will be flagged by the corrector if the word appears in the **Disabled alerts** list.

Discreetly underline words with disabled alerts

If this setting is enabled, the corrector displays a thin dotted line under words for which an alert has been disabled. This line serves as a reminder that the alert exists but is hidden. It might be useful should you want to view the list of disabled alerts or to reactivate a disabled alert.

→ This setting is disabled by default.

ANTI-OOPS! PANEL OF THE CORRECTOR SETTINGS

LANGUAGE SETTINGS

In addition to problems of spelling, agreement, syntax, punctuation, etc., the corrector can tackle an impressive range of other questions, including homophones, near-homophones, and regional or informal usages, to name a few. Whenever there is the possibility of confusion regarding a word, e.g. *bear* and *bare*, Antidote will flag it. If the context allows the corrector to determine that the word is being used correctly, it moves on; otherwise, it displays an alert. However, this does not necessarily mean that it is a mistake; it is up to you to make that decision, checking the dictionaries and guides as needed.

In this case and in many others, Antidote does its best to help you avoid mistakes, but you will probably need to adapt its efforts to your specific needs. This is the purpose of the language settings.

- Antidote classifies errors of language, typography and style into separate groups to provide a more uniform correction experience. The settings in this section relate to the detections in the **Language** view and most of the vocabulary detections of the **Style** view.
- Spelling and grammar errors are always flagged, regardless of how the language settings are adjusted.
- In the tooltip associated with a particular detection, clicking the **Setting** note that follows the explanation opens the appropriate panel in the settings, enabling you to quickly make the right changes.

GENERAL PANEL OF THE LANGUAGE SETTINGS

FLAG

Discontinuities

Occasionally, Antidote encounters unusual sequences in a text that may suggest a problem. This can be a result of missing or superfluous words for which the desired correction is unclear. When this setting is enabled, the corrector draws a dotted line under the affected area to remind you to review the sentence carefully, especially around the dotted line, so you can correct any potential omissions or errors.

→ This setting is enabled by default.

Unknown alphanumeric sequences

An alphanumeric sequence is an unbroken series of letters, numerals and other non-separating symbols (e.g. LOG-6). If you use any such sequences regularly, it may be useful to add them to a personal dictionary so the corrector can better analyze them. Antidote invites you to do this by displaying an unknown word alert when this setting is enabled.

→ This setting is disabled by default.

The pronoun *who* when it is used in place of *whom*

When this setting is enabled, the corrector favours the pronoun *whom* (*The people whom I hate*) over *who* (*The people who I hate*) when it refers to the object rather than the subject. This usage may be recommended or even obligatory in some styles, while others consider it formal.

→ This setting is enabled by default.

Numerals in numbers under 10

When this setting is enabled, the corrector flags any numbers lower than 10 that are written as numerals (7) rather than words (*seven*). Typically, these numbers should be written as words provided that the sentence does not contain any other numbers in numeral form.

→ This setting is enabled by default.

Prepositions at the end of a sentence

Sentences that end with a preposition (e.g. *Which stand did you go to?*) are common and widely accepted, although some writers avoid them in very formal contexts. When this setting is enabled, the corrector flags them with an alert.

→ This setting is disabled by default.

OPTIONS

Possessive form of singular proper nouns ending in -s

Depending on the setting chosen, Antidote will correct the possessive form of singular proper nouns that end in the letter *s*. You can instruct it to favour the *'s* ending (e.g. *Charles's mother*), to favour the apostrophe-only ending (e.g. *Charles' mother*) or to accept both forms.

→ The *'s* form is selected by default.

Plurals of initialisms containing periods

Depending on the setting chosen, Antidote will correct the plural form of initialisms that contain periods (e.g. *M.D.*). You can instruct it to favour the *'s* ending (e.g. *M.D.'s*), the *s* ending (e.g. *M.D.s*) or to accept both forms.

→ The *'s* form is selected by default.

Replace contractions with long forms

When this setting is enabled, the corrector locates the contractions in a text (e.g. *won't*), and suggests replacing them with the corresponding long form (e.g. *will not*). Contractions are considered informal by some style guides.

→ This setting is disabled by default.

USER PANEL OF THE LANGUAGE SETTINGS

First language

Antidote needs to know your first language so it can fine-tune its correction to meet your specific needs. For example, if your first language is French, Antidote will look for certain constructions that a French speaker is more likely to produce (e.g. **I have 34 years for I'm 34 years old, *I suggest you to read it for I suggest you read it, etc.*).

When Antidote is first launched, a dialogue window asks you what your first language is, and this setting is configured according to your

→ response.

Written English ability

Knowledge of the rules of English grammar varies from one person to another. Depending on the level indicated by this setting, Antidote will generate more or fewer detections and will attempt (or not attempt) to recognize certain error-prone constructions.

Choose from three writing skill levels:

- **Minimum** (written skills are fairly weak): The corrector flags the standard set of errors, but also includes certain additional errors that are commonly made by those learning English.
- **Intermediate** (written skills are fairly good): The corrector flags the standard set of errors.
- **Maximum** (written skills are very good): The corrector flags the standard set of errors, but does not flag certain errors that an advanced speaker of English is unlikely to make.

→ When Antidote is first launched, you are asked to estimate your written English skills, and this setting is configured according to your response.

National variety

The English spoken around the world varies from one region to another, as do English writing conventions. In British English, for example, verbs like *realise* and *organise* are not spelled the same way as in American English, which favours the *-ize* ending. This setting tells Antidote which variety to use in its dictionaries and for its corrections. You can choose from several national varieties of English.

→ When Antidote is first launched, you are asked to indicate your preferred national variety, and this setting is configured according to your response.

Correct spelling according to the selected variety

When this box is checked, Antidote will correct words whose spellings vary by country, in accordance with the **National variety** setting.

REGIONAL WORDS OR SENSES

All speakers of English employ words and expressions whose use may sometimes be restricted to their particular region or country, even if they are not always aware of it. To reduce the risk of misunderstanding between English speakers from different regions, Antidote can flag a large number of such words.

Choose from three levels of detection sensitivity:

- **Minimum:** The corrector flags no regionalisms.
- **Intermediate:** The corrector flags words that are restricted to certain regions in all their senses (e.g. *cashpoint* in the sense of an *ATM* is always a Britishism); the corrector does nothing if only one sense is restricted to the given region (e.g. *fries* is used in Canada and the United States to designate what other English-speaking countries call *chips*, but *fries* can also mean “young fish”).
- **Maximum:** The corrector flags all potential regionalisms.

→ When Antidote is first launched, you are asked to indicate your national language variety, and the slider corresponding to that variety is set to intermediate. For example, if you live in the United States, detection sensitivity for **Regional words or senses** is set to intermediate for regionalisms common to the US and to minimum for regionalisms from other areas of the world. To

disable all alerts related to regionalisms without having to configure the setting for each variety individually, uncheck the box in the top left corner of this panel section.

→ The regionalisms flagged in the **Style (Vocabulary)** view depend on these settings.

WORD USAGE PANEL OF THE LANGUAGE SETTINGS

Antidote handles words that belong to a particular register or words that may be inappropriate or offensive from two different perspectives. Depending on the nature of the text and your familiarity with your readers, inappropriate language may constitute a genuine error or it may be a deliberate stylistic choice. For this reason, detections concerning language are displayed both in the **Language** view for possible correction and in the **Style (Vocabulary)** view for simple verification. The following settings therefore affect both views.

→ Word usage settings are set to the intermediate level by default (except for the **Formal** and **Old-fashioned** registers, which are adjusted to the minimum level). To disable all alerts resulting from these settings without configuring each one individually, uncheck the appropriate boxes (in the top left corner of each panel section).

REGISTER

A word that appears innocuous may actually belong to a particular register (formal, old-fashioned, informal or slang). Antidote can detect linguistic register and help you avoid unintentionally using inappropriate language.

Choose from three levels of detection sensitivity for each register:

- **Minimum:** The corrector does not flag any words or expressions belonging to this register.
- **Intermediate:** The corrector flags words or expressions that belong to this register in all of their senses (e.g. *belly* is always informal), but does not flag them if only one sense belongs to the register in question (e.g. the noun *smoke* is informal only in the sense of *cigarette*).
- **Maximum:** The corrector flags all words and expressions that may belong to this register.

OFFENSIVE TERMS

When the box in this section checked, Antidote flags four classes of offensive terms: words that constitute a slur or are socially taboo (e.g. *yid*); informal words that are offensive (e.g. *jackass*); words that are vulgar (e.g. *shit*); and words that are not polite (e.g. *matey*).

Choose from three levels of detection sensitivity for each category of offensive terms:

- **Minimum:** The corrector does not flag this type of offensive term.
- **Intermediate:** The corrector flags terms that are offensive in all of their meanings (e.g. *yid* is always offensive, as it is a slur against Jewish people), but does not flag them if only one of the senses is offensive (e.g. *pig* is considered offensive when referring to a police officer, but not to the animal).
- **Maximum:** The corrector flags all expressions that may be offensive.

WORD CHOICE PANEL OF THE LANGUAGE SETTINGS

Redundancies

A redundant expression is one that is repetitive in terms of meaning (e.g. *young puppy, unexpected luck, remake again*). Depending on the nature of the text, this may constitute a genuine error, or, on the contrary, it may be the result of a deliberate stylistic choice. For this reason, redundancies are flagged in the **Language** view for possible correction and in the **Style (Vocabulary)** view for simple verification. This setting affects both views.

Choose from three levels of detection sensitivity:

- **Minimum:** The corrector does not flag any redundancies.
 - **Intermediate:** The corrector flags those redundancies that are universally criticized (e.g. *added bonus*), but not those that are less serious (e.g. *blend together*).
 - **Maximum:** The corrector flags all redundancies, regardless of how serious they are.
- The sensitivity for detecting redundancies is set to intermediate by default. To disable all such alerts, uncheck the **Redundancies** box.

CAPITAL LETTERS PANEL OF THE LANGUAGE SETTINGS FLAG

Unknown capitalized words

If the corrector encounters a word it does not recognize that begins with a capital letter, it assumes it is a proper noun. This allows it to continue its analysis. If you like, Antidote can alert you when it encounters an unknown word that it assumes to be a proper noun. **We strongly encourage you to enable this setting.** It warns you that the corrector does not know the word, and you can add it to your personal dictionary, particularly if it's a name that you use often.

→ This setting is enabled by default.

Only the first occurrence

If this setting is enabled, the corrector will alert you only to the first occurrence of an unknown word that begins with a capital letter. The alert will be disabled for subsequent occurrences of the word. However, the alert will be re-enabled if you exit the corrector and relaunch it. This setting can be useful if, in a given text, you use a proper noun several times but don't want to add it to your personal dictionary.

→ This setting is disabled by default.

Words whose meanings change with capitalization

Some words have different meanings depending on whether they begin with a capital letter or not. For example *advent* refers to the time leading up to any event, while *Advent* refers to a particular period in the Christian calendar. If this setting is enabled, the corrector will flag such words.

→ This setting is disabled by default.

Capitalization errors in titles

In English, the generally accepted convention stipulates that every word in a title should begin with a capital letter except articles, coordinating conjunctions and short prepositions. If this box is checked, Antidote will detect and correct all title case errors.

→ This setting is enabled by default.

→ This setting is enabled by default.

Only mid-sentence

If this setting is enabled, the corrector will only apply corrections relating to capitalization errors in titles when they appear in the middle of a sentence. This is useful if you're writing a document that does not require title case in its own headings, but still want to correct capitalization errors referring to external titles within the body of text.

→ This setting is disabled by default.

Unusual capitalization

If this box is checked, Antidote will flag words that include a capital letter for no apparent reason (e.g. *I Want to go*).

→ This setting is enabled by default.

COLON

Depending on the conventions followed, independent clauses that come after a colon (":") can start with either a capital or a lowercase letter. This setting lets you instruct the corrector to require either lowercase or capital letters after a colon or to accept both cases.

→ This setting is configured to accept both cases by default.

PUNCTUATION PANEL OF THE LANGUAGE SETTINGS

COMMA

Commas surrounding common parenthetical expressions

Check this box if you want Antidote to flag missing commas around common parenthetical expressions, e.g. *of course*.

→ This setting is enabled by default.

Commas before the conjunction linking two main clauses

Check this box if you want Antidote to flag instances of a missing comma before the conjunction separating two independent clauses, except when these clauses are very short.

→ This setting is disabled by default.

Comma before the coordinating conjunction in lists of three or more terms

Choose whether Antidote should accept the serial comma (the comma preceding the coordinating conjunction in lists of three or more items) or not. You may also instruct it to accept both. Depending on the setting you choose, the corrector would accept *Apples, oranges, and pears*, *Apples, oranges and pears* or both forms.

→ This setting is configured to accept both forms by default.

Allow omitted comma in *Hello Paul!*

When a speaker addresses someone using their name, a comma is usually required between this statement and the name of the person being addressed (e.g. *Wait for me, Paul!*). The convention also applies to salutations in letters (e.g. *Hello, Paul*), although it is not commonly observed.

→ This setting is enabled by default.

Comma after *etc.* and *et al.*

Check this box if you want Antidote to insert a comma after these abbreviations when they do not coincide with the end of a sentence.

→ This setting is disabled by default.

Comma after *i.e.* and *e.g.*

This setting allows you to choose whether to require (*always*) or to reject (*never*) commas following the abbreviations *i.e.* and *e.g.* You can also choose to accept both forms (*accept both*).

→ By default, this setting is configured according to the national variety of English you selected in the **User** panel: North American conventions generally require the comma, while British conventions do not.

PERIOD

Allow declarative questions

Declarative questions end with a question mark but are formulated in the same way as affirmative sentences; they contain neither an interrogative pronoun nor a subject-auxiliary inversion (e.g. *You left already?*). Check this box if you want the corrector to allow them.

→ This setting is disabled by default.

Add a period at the end of a paragraph

A period is required to end a sentence properly. However it is sometimes omitted, especially at the end of the paragraph when no other sentence follows. If this setting is enabled, Antidote adds a period at the end of a paragraph, unless the context otherwise justifies its absence (in a title, for example).

→ This setting is enabled by default.

Allow periods in some initialisms (e.g. *C.E.O.*)

Some initialisms, such as *CEO* or *FCC*, are written without periods by convention. However some style guides, particularly the New York Times, recommend the use of periods in most initialisms where the letters stand for separate words. Check this box if you want the corrector to allow them.

→ This setting is disabled by default.

Periods after given-name initials

This setting allows you to choose whether to require (*always*) or to reject (*never*) the period following the initial of a person's given name. You can also choose to accept both forms (*accept both*).

→ This setting requires a period by default.

QUOTATION MARKS AND PUNCTUATION

Correct the position of the period or comma relative to the closing quotation mark

If this setting is enabled, Antidote will correct the position of a period or comma relative to a closing quotation mark according to the preference chosen from the drop-down menu: either before the closing quotation mark or after it.

→ By default, this setting is configured according to the national variety of English you selected in the **User** panel.

TYPOGRAPHY SETTINGS

Not all aspects of typography are subject to hard-and-fast rules. Typographic conventions are generally accepted principles surrounding how the different elements in written English should be displayed. In practice, these conventions vary between countries and house styles, and the settings described in the sections that follow should be adjusted accordingly.

- The typography settings apply to the corrector's **Typography** view.
- In the tooltip associated with a particular detection, clicking the **Setting** note that follows the explanation opens the appropriate panel in the settings, enabling you to quickly make the right changes.

GENERAL PANEL OF THE TYPOGRAPHY SETTINGS

APOSTROPHES

Interface

- General
- Appearance
- Access control
- External resources
- Druide Account

Corrector

- General
- Exclusions
- Disabled alerts
- Anti-Oops!

Language

- General
- User
- Word usage
- Word choice
- Capital letters
- Punctuation

Typography

- General**
- Spaces
- Conventions

Apostrophes

- Replace straight apostrophes with typographic apostrophes

Quotation marks

- Replace straight quotation marks with typographic quotation marks
- Correct the type of quotation marks

double, then single (".!'.....")

Dashes

Context	Type of dash	Space
<input checked="" type="checkbox"/> In front of each item in a list:	— em dash	none
<input checked="" type="checkbox"/> To set off a parenthetical expression:	— em dash	none
<input checked="" type="checkbox"/> To separate two clauses:	— em dash	none
<input checked="" type="checkbox"/> In a range:	— en dash	none
<input checked="" type="checkbox"/> To attribute a quote:	— em dash	any

Ellipsis

- Correct the type of ellipses used

Replace straight apostrophes with typographic apostrophes

Check this box if you want to detect and replace straight apostrophes (') with typographic, or curved, apostrophes (’), in accordance with general typographic conventions.

- This setting is enabled by default.

QUOTATION MARKS

Replace straight quotation marks with typographic quotation marks

Check this box if you want to detect and replace straight quotation marks (" ") with typographic quotation marks (“ ”), in accordance with general typographic conventions.

→ This setting is enabled by default.

Correct the type of quotation marks

Check this box to correct the type of quotation marks used at different levels of quotation. You can select double quotation marks for the highest level and then single quotation marks for an embedded quote, or single quotation marks for the highest level and double quotation marks for the embedded quote.

→ This setting is enabled by default.

DASHES

Check this box if you want Antidote to detect various contexts in which a dash or a hyphen is incorrectly used and then replace it with the correct dash. Antidote can detect the following contexts: in front of each item in a list, to set off a parenthetical expression, to separate two clauses, in a range, and to attribute a quote. For each of these contexts, you can select the type of dash (em dash or en dash), as well as the type of space to be inserted around the dash (breaking, non-breaking, thin or none). If you select **any** for this option, Antidote will not make any changes in this context.

→ By default, this setting is configured to follow typographic norms. To disable corrections linked to dashes without modifying the individual rules, uncheck the general checkbox in this zone.

ELLIPSIS

Correct the type of ellipses used

Check this box if you want Antidote to correct the type of characters used to represent ellipses. You can choose from the ellipsis character, three periods, three periods with non-breaking spaces, or three periods with thin spaces.

→ By default, the option “...” (a single character) is chosen.

PARENTHESES

Correct nested parentheses

Check this box if you want Antidote to correct the type of nested parentheses used, i.e. parentheses that occur within higher-level parentheses. Your options for nested parentheses are square brackets or dashes.

→ This setting is enabled by default and conforms to the conventions of your chosen national language variety.

SPACES PANEL OF THE TYPOGRAPHY SETTINGS

The corrector uses the following settings to adjust the spacing of different elements in your text according to the context. Adjust them as you see fit.

→ The corrector applies the typographic conventions of your chosen national language variety to the spacing of your text by default. To disable alerts related to spacing around the elements described below, uncheck the box beside the title of each section (top left) as you see fit.

SYMBOLS

When this box is checked, Antidote will correct spacing errors in the following contexts: before the percent symbol ($\%$), after currency symbols ($\$, \pounds$, etc.), before ISO currency codes (*CAD, EUR*, etc.), before units of measure (*m, ft*, etc.), before the degrees Celsius symbol ($^{\circ}\text{C}$), and after numerals representing dimensions or coordinates (*51° 28' 38"*). The options available (breaking/non-breaking/thin space, no space, any) vary according to the context.

→ This setting is enabled by default, but the options available for different contexts vary.

DATES

When this box is checked, Antidote will correct spacing errors in the following contexts: between the month and the numeral representing the day (e.g. *March 10*), between the month and the year (e.g. *March 1983*), and between the year and any era abbreviations *BC, BCE, AD* and *CE* (e.g. *250 BCE*). Choose from the following options for each context: breaking/non-breaking/thin space, no space, any space.

→ This setting is enabled by default.

LAST NAMES

When this box is checked, Antidote will correct spacing errors in the following contexts: between a person's title and their name (e.g. *Mrs. Smith*), between a person's first and last names (e.g. *Robert Smith*), between the first-name initial and the last name (e.g. *J. Smith*), between first and middle name initials (e.g. *J.R. Smith*), and between different parts of a last name (e.g. *Van Gough*). The options available (breaking/non-breaking/thin space, no space, any) vary according to the context.

→ This setting is enabled by default, but the options available for different contexts vary.

OTHERS

When this box is checked, Antidote will correct spacing errors in the following contexts: before ellipses, between double and single quotation marks that appear in succession (e.g. *"'yes' was her only answer"*), between a number and a fraction (e.g. *1 ½*), between a numeral and words such as *million* and *billion*, between a numeral and any noun (e.g. *3 mice*), and in alphanumeric expressions such as *page 432, file G-12* and *Queen Elizabeth II*. The options available (breaking/non-breaking/thin space, no space, any) vary according to the context.

→ This setting is enabled by default, but the options available for different contexts vary.

SPACING BETWEEN SENTENCES

When this box is checked, Antidote corrects the number of spaces that appear after various punctuation marks that indicate the end of a sentence. You can choose individual settings for periods and ellipses (*."* and *"..."*), exclamation marks and question marks (*!"* and *?"*), colons (*:"*), and semicolons (*;"*).

→ This setting is enabled by default, with one space selected for all marks.

MULTIPLE SPACES

Flag unnecessary spaces between words

When this box is checked, Antidote will flag the presence of multiple spaces between words.

→ This setting is enabled by default

THIN SPACE

The thin space is generally represented by the Unicode character **U+2009**. However, some applications prefer the **U+202F** (narrow no-break space) character. Antidote allows you to choose between the two.

→ By default, the thin space is represented by Unicode character U+2009.

CONVENTIONS PANEL OF THE TYPOGRAPHY SETTINGS

TIMES

Correct the format of times

When this box is checked, Antidote will correct time formats using the spacing (no space, breaking space, non-breaking space or any type of spacing) and the character type (colon or period) you prefer for separating hours and minutes . You can also instruct Antidote to accept times written in the 24-hour format.

→ This setting is enabled by default.

NUMBERS

Correct separators used for groups of three digits

When this box is checked, Antidote will correct the character type used to separate groups of three digits in a numerical sequence. You can also instruct Antidote to verify that a thousands separator (your chosen character type) is used for four-digit numbers and that numbers that come after a decimal are divided into groups of three.

→ This setting is enabled by default with the comma set as the default separator.

Type of space

If you choose to use a space to separate groups of three digits in a numerical sequence, you can indicate the type of spacing you want the corrector to accept: *thin*, *breaking*, *non-breaking* or *any*.

Correct separators used for decimals

When this box is checked, Antidote will correct the type of separator used for decimals and let you choose between a period and a comma.

→ This setting is enabled by default with the period set as the default separator.

SYMBOLS

Use the symbols ´ and ¨ in coordinates and dimensions (3´ 6¨)

When this box is checked, Antidote will detect any coordinates or dimensions that are written using apostrophes or quotation marks (e.g. 3'6"). It will correct these symbols for single and double prime symbols (e.g. 3´ 6¨), in accordance with typographic conventions.

→ This setting is enabled by default.

Replace the letter X with the multiplication symbol (8½ × 11)

When this box is checked, Antidote will correct the letter X when it is used to express multiplication, replacing it with the recommended multiplication symbol (×).

This setting is enabled by default.



ADDRESSES

Correct address formats

When this box is checked, Antidote will correct certain errors in address formats. You can tell it to **Accept**, **Require** or **Reject** double spaces before the postal code and to **Accept**, **Require** or **Reject** a comma between the street and the municipality. If so instructed, the corrector will also verify the character used to separate the unit and building numbers; choose from an en dash, a comma or any separator.



This setting is enabled by default.

PHONE NUMBERS

Require a non-breaking space

When this box is checked, the corrector will replace regular spaces in a phone number with non-breaking spaces.



This setting is enabled by default.

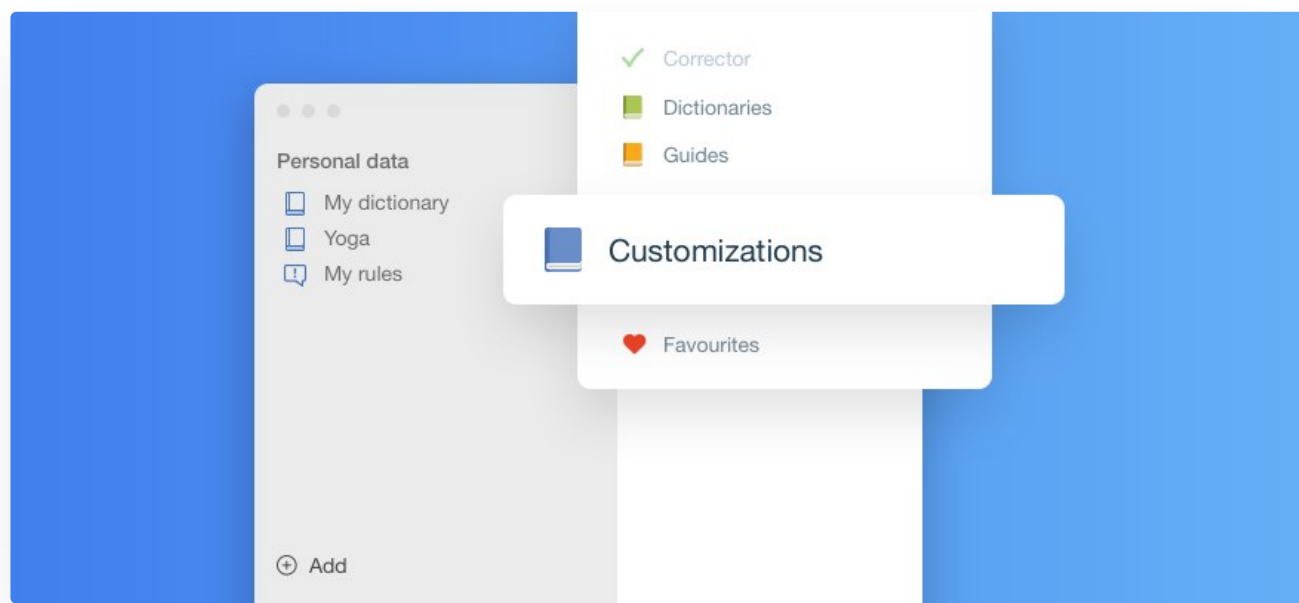
DECADES

Allow abbreviated decades

When this box is checked, the corrector will allow the use of abbreviations for decades (e.g. *'90s* for *1990s*). From the drop-down menu below, choose whether the corrector should **Require**, **Accept** or **Reject** the apostrophes before these abbreviations.

8 CUSTOMIZATIONS

CUSTOMIZATIONS



Customizations are pieces of information that you add to Antidote; they are your personal contribution to Antidote’s dictionaries and its correction process. The customization tools have been developed to allow your additions to integrate perfectly with Antidote’s existing content while preserving their distinctive character, particularly through the use of colour. Your new word’s definition will be displayed in the dictionaries like any other, and the rules you create will prompt their own tooltips, just like Antidote’s built-in corrections. Customizations help Antidote get to know you and serve you better.

ACCESSING THE CUSTOMIZATIONS

From the corrector

To open the customizations from the corrector, click the settings icon (⚙️) in the toolbar and select **Customizations** from the drop-down menu.

→ The **Personal Dictionaries** and **Custom Rules** sections of this chapter provide more details on how to access each of these particular customizations.

PERSONAL DICTIONARIES

Although Antidote already has several hundred thousand words in its dictionaries, there are still plenty that it doesn’t know.

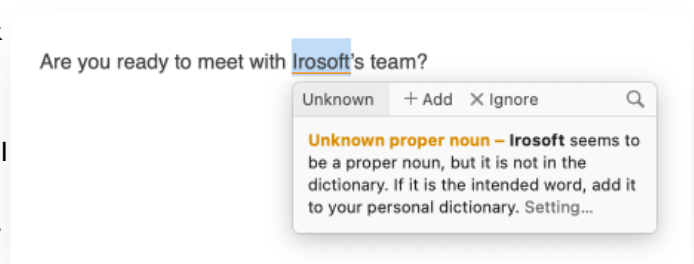
It may be the name of your company, a technical term specific to your profession, or just an expression you like. If you frequently use a word Antidote doesn't recognize, you can save yourself time and effort by adding it to a personal dictionary so the corrector can recognize it and correct it if necessary. The words added to personal dictionaries will also show up in the search results in Antidote's Dictionaries. You can edit or delete the words you have added to a personal dictionary at any time.

You can create several personal dictionaries with different vocabulary lists (botanical, mechanical, etc.) or combine dictionaries from a number of sources.

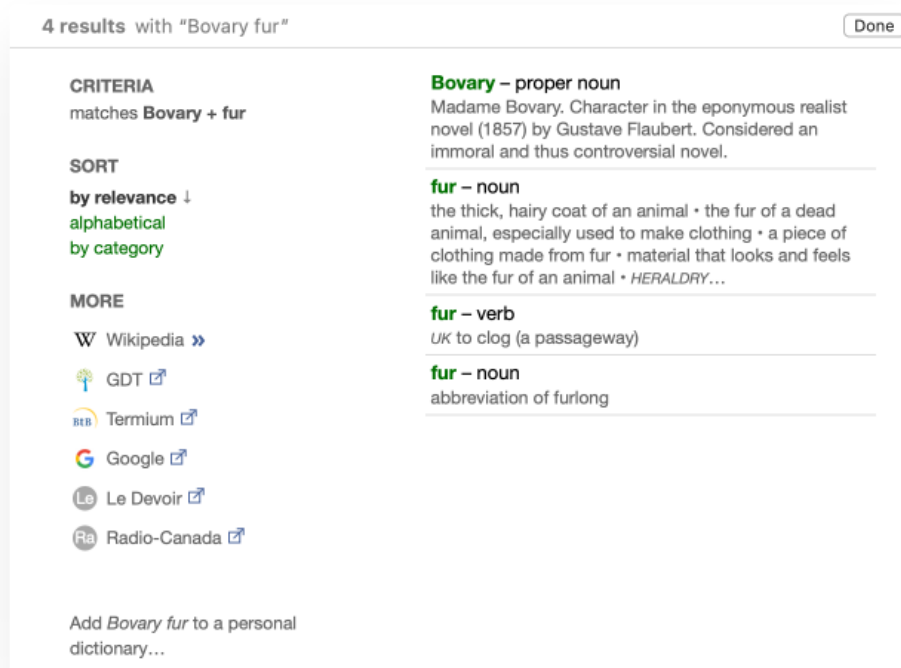
ADDING AN ENTRY TO THE PERSONAL DICTIONARIES

FROM THE CORRECTOR

To add a word that Antidote's corrector flags as unknown, click the **+ Add** command in the tooltip for the detection. If you have several personal dictionaries, Antidote will ask you to specify the one to which you would like to add your word. The word will be inserted in the appropriate field of the entry form and Antidote will analyze its use in your text to assign it a particular syntactic category and to configure the entry automatically.



FROM THE DICTIONARIES



If you type a word or expression that Antidote doesn't know into the headword search field, you will see a link in the bottom left side of the screen inviting you to add it to a personal dictionary. Click this link to open the customizations; the word or expression in question will be inserted in the appropriate field of the entry form.

A similar link is displayed at the top of the main panel of the dictionary of definitions when you search for a word that already appears in one of your personal dictionaries; it invites you to edit the entry in question. If needed, click the link to change the word's category, expand or correct its definition, review its characteristics, etc.


FROM THE CUSTOMIZATIONS

At any time, you can add as many new words as you like from the customizations


Add

Select the list to which you want to add your word, then click the **+** icon in the bar above the rightmost panel and [configure your entry](#) as needed.

Duplicate

Use an existing entry as a model for a new entry by selecting the word you want to use as a template from the list and clicking the  icon in the bar above the rightmost panel. Simply edit any information that differs for the new entry.

Delete

Delete a word from a personal dictionary by selecting it in the list and clicking the  icon in the bar above the rightmost panel. Confirm the deletion or cancel it if inadvertent.

Save

The information you enter about your new word is automatically saved as soon as you click anywhere else in the entry form. You can carry on adding or editing entries as you please or simply.

IMPORT FORMATS

CONFIGURING AN ENTRY IN THE PERSONAL DICTIONARIES

When adding a word to a personal dictionary, you must provide some information about it for the corrector to be able to analyze it properly.

→ Be sure to avoid duplicating words for no reason, as it can slow the corrector down. Duplicate words are indicated in the list with an alert icon .

HEADWORD

Enter your word in the headword field to indicate how it should be spelled. Enter its uninflected form, i.e. the singular form for a noun or the infinitive without *to* for a verb. Antidote automatically chooses the syntactic category that seems most appropriate for the word. Change the category as needed.

CATEGORIES MENU

Choose the syntactic category of the word you are adding (noun, proper noun, adjective, verb, etc.).

USE THIS WORD FOR CORRECTION

When this box is unchecked, Antidote will add the new word to its dictionaries and display its definition, but it will not use the word for correction. For example, you may uncheck this box if you are simply adding a new meaning for a word that Antidote already recognizes, in order to avoid ambiguities during the correction process.

OTHER INFORMATION

You must tell Antidote about certain semantic, syntactic or morphological properties of your word. The type of information you need to enter depends on the word's syntactic category.

Adding a noun

Antidote asks you to specify whether your noun denotes a thing or a concept (e.g. *jewel, butter, joy*), a person (e.g. *girl, linguist*) or an animal (e.g. *panther*). Check the appropriate box or boxes.

If it represents a thing or a concept and is usually treated as a mass or a thing that can't be counted (e.g. *joy, water*), you should also check the **Uncountable entity** box. If it refers to an academic degree (e.g. *B.Sc., Ph.D.*), check the **Qualification** box.

If it refers to a person and represents a professional title (e.g. *linguist*), check the **Profession** box.

→ Indicate how the plural form should be spelled in the **inflection** section below.

Adding an adjective

If you are adding an adjective (*Australian*, for example as in *Australian beer*) that can also be the name of a resident or native of a place (an *Australian*), check the **Demonym** box. If the word also refers to a language (*Greek*, for example), check the **Spoken language** box, as well. Otherwise, leave both boxes unchecked.

Verify that Antidote has inserted the correct comparative and superlative forms (i.e. the *-er/-est* suffix for one-syllable adjectives, or the word *more/most* for the majority of adjectives with two or more syllables).

Adding an interjection

Do not include an exclamation mark (!) if you add an interjection to a personal dictionary. Choose from three types of interjection: emotional interjection (e.g. *damn*), message to others (e.g. *hello*) or sound (e.g. *ding*).

Adding an adverb

When you add an adverb to a personal dictionary, you must specify whether it is an adverb of manner (e.g. *politely*), of time (e.g. *today*) or of place (e.g. *everywhere*). Check the appropriate box or boxes. You can check more than one box if your adverb belongs to more than one type. Leave the boxes unchecked if it does not belong to any of these three types. (To learn about all adverb types, read the **Adverbs** article in Antidote's **Grammar** guide, under **Other Categories**).

Adding a proper noun

The screenshot shows a form for adding a new word. The category is set to 'Noun'. Below the category dropdown, there are several checkboxes for semantic categories:

- Thing or concept (e.g. *jewel, butter, joy*)
- Uncountable entity (e.g. *butter, joy*)
- Qualification (e.g. *B.Sc., Ph.D.*)
- Person (e.g. *girl, linguist*)
- Profession (e.g. *linguist*)
- Animal (e.g. *panther*)
- Group (e.g. *group, committee*)
- Unit of measure (e.g. *2km/h3, 4kg5*)

The screenshot shows a form for adding a new word. The category is set to 'Adjective'. Below the category dropdown, there are two checkboxes for semantic categories:

- Demonym (e.g. *Australian*)
- Spoken language (e.g. *Greek*)

The screenshot shows a form for adding a new word. The category is set to 'Interjection'. Below the category dropdown, there are three checkboxes for semantic categories:

- Emotional interjection (e.g. *damn!*)
- Message to others (e.g. *hello*)
- Sound (e.g. *ding*)

The screenshot shows a form for adding a new word. The category is set to 'Adverb'. Below the category dropdown, there are three checkboxes for semantic categories:

- Of manner (e.g. *politely*)
- Of time (e.g. *today*)
- Of place (e.g. *everywhere*)

Proper nouns normally begin with a capital letter. Antidote asks you to specify whether your proper noun is a Last name, First name, Company or organization name, Brand name, Place name, Demonym (e.g. *Australian*), Title of a work, or Other.

If it is a place name, you will be asked whether it is a Street, Town/city, Island, County/region, Body/course of water, or Celestial body.

If it is a demonym (e.g. *Australian*), check the **Language** box if it also refers to a language (e.g. *Greek*).

If your proper noun does not correspond to any of these descriptions, select **Other**.

Adding an acronym or initialism

Antidote asks you to specify whether the acronym or initialism you are adding is a company or organization name (e.g. *UN*), a thing or concept (e.g. *IPO, DNA*) or a person (e.g. *VIP*). If it is a thing, you can specify whether it is uncountable (e.g. *DNA*) and whether it represents a type of qualification (e.g. Ph.D.). If it is a person, indicate whether it represents a professional title (e.g. *CEO*).

→ Indicate how the plural form should be spelled in the **inflection** section below.

Adding a verb

Antidote automatically infers the infinitive, 3rd person, past tense, and past and present participle forms of the verb, and inserts them into the entry form for you to edit as necessary.

Inflection	
infinitive	infinitive
3rd person	3rd person
past	past
past participle	past participle
present participle	present participle

INFLECTION

When you enter a noun, a first name, or an initialism or acronym, Antidote will ask you to confirm the suggested singular and plural forms in the **Inflection** section. For an adjective, Antidote will suggest comparative and superlative forms for you to approve or edit. For example, if you enter *dibble* as an adjective, the suggested comparative and superlative forms will be *more dibble* and *most dibble*, but you can change them to *todibbler* and *dibblest* if you prefer.

DEFINITION

Enter a definition for your new word in the **Definition** section. For the adjective *antidotal*, for instance, you could enter "Concerning Antidote". In fact, you can enter any information, note or comment you consider relevant to the word or its meaning. If you are writing a novel, you can enter a description for each of your characters. If you are working in sales, you can enter the terms your company uses preferentially or include technical information about the products it sells. When you come across one of these words in a future text, you can simply open the dictionaries to display its definition and view this information.

The **B** and *I* buttons at the bottom of the section apply bold and italic to the selected text.

SHARING PERSONAL DICTIONARIES

CUSTOM RULES

Antidote invites you to take an active part in the correction process by integrating your own rules. This powerful yet flexible function allows the corrector to make detections that are targeted to your needs: precise terms to be avoided or never used, variants to be favoured when a word has several spellings (*paycheque*, *pay cheque*), spellings to be favoured when a word has more than one plural form (*curriculumms*, *curricula*), etc. Integrating these editorial instructions into Antidote's corrector is the best way to make sure you don't miss a thing!

A rule consists of a trigger, a detection type, an optional replacement word and an explanation. It generates a detection which can be defined as either an alert or a correction.

Custom rules are grouped into lists that can be synchronized. You can create as many rule lists as you need, and you can activate and deactivate each list as required.

ADDING A CUSTOM RULE

FROM THE CORRECTOR

To add a detection for a word based on a custom rule, select the word in the corrector, open the context menu (and select **Add a custom rule**. Antidote asks you to choose an existing list to which you would like to add the rule. The customizations opens and Antidote automatically configures the new rule.

- When a rule generates a detection, the tooltip displays a **See the rule** link so you can review it if necessary.
- A note is added in the definitions dictionary for the word that triggers the rule.

FROM THE CUSTOMIZATIONS WINDOW

To add a detection for a word or a string of characters, open the customizations. You can then add as many rules as you like.

Add

To add a new rule, select the list to which you want to add it, click the **+** icon in the bar above the rightmost panel and **configure your entry** as needed.

Duplicate

To use an existing rule as a model for a new entry, select the rule you want to use as a template from the list and click the **+** icon in the bar above the rightmost panel. Simply edit any information that differs for the new entry.

Delete

To delete a rule, select it from the list and click the **🗑** icon in the bar above the rightmost panel.

Save

The information you enter for your new rule is automatically saved as soon as you click anywhere else in the entry form. You can carry on adding or editing entries as you please or simply .

CONFIGURING A CUSTOM RULE

Select the list to which you want to add a rule, then click the button in the toolbar.

TRIGGER WORD OR TEXT

In the first text field at the top of the panel, enter the word or text that will trigger the rule. A search results menu will list suggestions corresponding to the string of characters you have typed. Apart from the text-based suggestion (which represents the typed string), the syntactic category of each word is indicated and an extract from its definition is displayed below to help you make a choice.

- Words in the search list appear in green if they correspond with the search string, in blue if a word occurs in your personal dictionaries or in black for all other cases.

VARIABLE TRIGGER

If the trigger word has more than one inflected form (nouns, adjectives, etc.) or if it has variants (*dapter*, *adaptor*), specify the forms that will trigger the rule. By default, the corrector will detect all forms. If needed, uncheck any word forms you do not want the corrector to detect.

- In the case of verbs, all conjugated forms will activate the rule.

TEXTUAL TRIGGER

The item in the search results menu always includes the note **Text**. This note means that the corrector will activate the rule if it comes across text that matches the typed string of characters exactly. Textual triggers can be useful for complex expressions that are not included in Antidote's dictionaries, such as a trademark or a company name.

- The note **text** appears next to textual triggers in your list of custom rules.

CASE SENSITIVITY

When case (capital or lowercase letters) is important for a textual trigger, click the **Aa** toggle to enable case-sensitive detection. By default, rules are not case-sensitive.

LANGUAGE MENU

For textual triggers, specify which language the rule should apply to (if your Antidote supports two languages).

DETECTION TYPE: ALERT OR CORRECTION

A rule can trigger an alert (thin underlining) or a correction (thick underlining). An alert is like a warning: it aims to draw your attention to the trigger text or word without necessarily replacing it with something else. A correction means that the trigger word or text should be replaced; correction rules must include a replacement word or text.

- Custom rules are underlined in purple. They are easily distinguished from Antidote's built-in alerts (underlined in orange) or corrections (underlined in red). Purple is also used in the corrector's list of detections and in the statistical filter of error types, bringing your custom detections to the forefront.
- Your list of rules clearly distinguishes alerts (indicated as **Alert**) from corrections (arrow followed by the recommended replacement).

REPLACEMENT

If the rule triggers a correction, specify the replacement word or text in the **Replace with...** text field. A search results menu will list suggestions corresponding to the string of characters you have typed. Apart from the item in the list (which represents the typed string), the syntactic category of each word is indicated and an extract from its definition is displayed below to help you make a choice.

- The replacement word or text must belong to the same syntactic category as the word or text that triggers the rule. If it does not, analysis of the sentence may fail once the replacement has been inserted. If their categories do not match, Antidote will ask you to select another replacement word.

When Antidote's corrector detects the trigger word or text, a tooltip will recommend substituting it with your chosen replacement. You are free to accept or reject the correction.

If your recommended replacement is a word that Antidote knows, the replacement's grammatical agreement will match that of the original text (number, person, tense, mood, etc.). For example, if your replacement word is *nice, adj.*, the corrector will insert *nice, nicer* or *nicest* according to the original context.

If you choose to go with the list option labelled **Text**, the corrector will simply suggest the selected replacement text, regardless of the trigger word or text's original grammatical agreement. So, if the replacement text is *nice, text*, the corrector will always suggest *nice* as a replacement.

- The detection for a correction with replacement text resembles a detection requiring manual correction (thick dotted underlining). In this case, a **Replace** command appears in the tooltip for the correction.
- For textual triggers, the replacement is strictly textual (i.e. a simple string without any additional context).

TOOLTIP TITLE

Give a title to the tooltip that will accompany your detection by selecting it from Antidote's suggestions or by creating your own. This title will be displayed in purple before the explanation and, for alerts, also in grey in the upper left-hand corner of the tooltip.

TOOLTIP EXPLANATION

Write the explanation for your rule in this field or keep the one suggested by Antidote. This is the explanation that will be displayed in the tooltip when a rule is triggered. Use the **B** and *I* buttons at the bottom of the text field to put selected text in bold and in italics respectively.

- When a rule generates a detection, the explanation in the tooltip is followed by a **See the rule** link. Click it to open the rule in question and edit, if needed.
- The explanation has a 500-character limit for consistency with Antidote's own corrections.

SHARING CUSTOM RULES

To share a list of custom rules with someone else, export it and send the generated file to them by your method of choice. The recipient will then be able to add it as a new list of custom rules.

IMPORTING

Importing lets you automatically add a list of custom rules. Click the **+** **Add** button in the bottom left-hand corner of the customizations window, and choose **Select** from the menu. Antidote will then ask you to choose an import file.

Import files for custom rules lists are in APRS format and are UTF-8 encoded.

-
- When you select a custom rules list to import, Antidote gives you the option of moving the list or making a copy of it in the folder where Antidote stores customization information.

Copying a list of rules to share it

The rules you add to custom lists are stored in APRS format files. The filenames match the names of the custom rules lists, which appear on the left-hand side of the customizations window. These files are created by Antidote itself and can only be modified by Antidote. They contain all your custom rules. Given the importance of these files, be careful not to accidentally delete them; you risk losing all your customizations.

- It is recommended you archive these files regularly.
- **WITH SUBSCRIPTION** A small cloud icon (☁) indicates that the element will be synchronized across all your applications (see [Synchronization](#)).

MANAGING CUSTOMIZATIONS

ADDING A NEW PERSONAL DICTIONARY OR A NEW LIST OF RULES

Initially, Antidote provides an empty personal dictionary (“My words”) and an empty list of personal rules (“My rules”), both ready for your additions. You can add other dictionaries and lists as needed.

Click the ⊕ button in the bottom left-hand corner of the customizations and select an option according to the type of customization you want to add. The new element will appear in the sidebar.

- Different icons are used for the personal dictionaries (📖) and the lists of custom rules (📋), allowing you to tell them apart easily.
- The number of entries in each list is displayed to the right of the list name.

Hover the mouse over a personal dictionary or list of rules to display the ⚙ button, which will let you apply one of the following actions:

Rename

Rename your personal dictionaries and lists of rules at any time to better represent their content. Simply type the new name in the title field.

- You can also double-click the name of a dictionary or a list of rules.

Activate/Disable

Activate or disable a personal dictionary or a list of rules according to your correction requirements.

- Antidote’s corrector and dictionaries will recognize the words in personal dictionaries you have enabled, and will flag those in disabled dictionaries as unknown.
- The corrector will flag detections for enabled rules lists while ignoring rules in lists that have been disabled.

Delete

Delete the source file corresponding to a list of custom rules or a personal dictionary, or simply remove it from the customizations .

Get information

See when the dictionary or list of rules was created and last modified, along with a description of it.

SORTING THE ENTRIES IN A LIST

Click the ☰ button above the list of entries within a personal dictionary or list of rules to sort them according to the following criteria:

Word or expression: select this option to display the words and expressions in ascending or descending alphabetical order, depending on the secondary option selected in the bottom section of the menu.

Category: select this option to display entries by syntactical category, in ascending (adjective, noun, verb, etc.) or descending (verb, noun, adjective, etc.) alphabetical order, depending on the secondary option selected in the bottom section of the menu.

→ The syntactic category (adj., n., pr. n., v., etc.) is displayed to the right of each entry in the list.

Language: select this option to display words and expressions according to their language.

→ The language is shown to the right (fr, en or bl).

Warning: select this option to display entries that require your review either at the end of the list (by choosing the secondary option **Ascending**) or at the beginning of the list (by choosing **Descending**).

→ The ⚠ icon is displayed to the left of the entries in question.

9 THE FRENCH MODULE

The English Module of Antidote you have been using is the worthy successor to the French version, developed over twenty years by a highly experienced team of linguists and computer scientists and incorporating a colossal amount of information on the French language. All the features you have come to appreciate in the English Module – the corrector, the dictionaries, the guides and all their support modules – were created to the same high standard as in the French Module, scrupulously tailored to the linguistic, stylistic and typographic particularities of that language.


Every effort has been made to ensure that the two languages elegantly coexist. The same three-button bar allows you to make use of Antidote's resources in both languages; the program will automatically select the appropriate language according to the context. The corrector can alternate between English and French texts, even within the same document if necessary, and sorts its results accordingly. In this edition, Antidote builds on the integration of its French and English resources with the creation of full-fledged bilingual dictionaries, including translations for each definition of each word. What's more, the guides now allow you to switch seamlessly between languages to articles that deal with equivalent subjects.

With the French Module, you add a whole new dimension to your Antidote, obtaining a state-of-the-art grammar checker that's as rich and efficient in the language of Molière as it is in the language of Shakespeare.

This chapter lays out all the varied content and powerful functions that come with Antidote's optional French Module. It concentrates on those features that are particular to the French Module, referring you to the previous chapters for those that are shared with the English Module.

THE FRENCH MODULE





The English Module of Antidote you have been using is the worthy successor to the French version, developed over twenty years by a highly experienced team of linguists and computer scientists and incorporating a colossal amount of information on the French language. All the features you have come to appreciate in the English Module—the corrector, the dictionaries, the guides and all their support modules—were created to the same high standard as in the French Module, scrupulously tailored to the linguistic, stylistic and typographic particularities of that language.

Every effort has been made to ensure that the two languages coexist elegantly in the application. The same toolbar allows you to make use of Antidote’s resources in both languages; the application will automatically select the appropriate language according to the context. The corrector can alternate between English and French texts, even within the same document if necessary, and sorts its results accordingly. Antidote has full-fledged bilingual dictionaries, including translations for the different meanings of each word. What’s more, the guides allow you to switch seamlessly between languages to articles that deal with equivalent subjects.

With the French Module, you add a whole new dimension to your Antidote: a state-of-the-art grammar checker that’s as rich and efficient in the language of Molière as it is in the language of Shakespeare.

This chapter lays out all the varied content and powerful functions that come with Antidote’s optional French Module. It focuses on features that are particular to the French Module, referring you to previous chapters for those that are shared with the English Module.

/THE-CORRECTION-PRISM FRENCH CORRECTOR

CORRECTION MODE

As in English, Antidote produces a detailed analysis for French sentences, with the difference that it employs certain notions that pertain to French grammar (e.g. *épithète*, *genre*, *incise*). For a clear definition of these terms, you can consult Antidote’s dictionaries.

REFORMULATION MODE [AVEC-ABONNEMENT]

FRENCH DICTIONARIES

INTRODUCTION

Antidote's French dictionaries contain a wealth of information on all aspects of the French language: the meaning of words and idioms, pronunciation, spelling variants, synonyms, conjugations, semantic fields, combinations, etymologies and more.

Accessing the French dictionaries

Antidote opens its French dictionaries automatically when you type a non-ambiguous French word in the headword search field. You can also open them yourself from any of the English dictionaries by clicking the **French** button located above the list of dictionaries. This will take you from an English word to the corresponding entry for its French translation. If many translations exist for the word, a chevron to the right of the **French** button will appear, which you can click to select the entry you would like to view. The default translation shown is the most frequent one.

Instant search menu

The instant search menu appears as soon as you start typing in the headword search field and displays a list of the most relevant search results. For many expressions, Antidote's dictionaries also contain results in the other language; to see them, just click **Show French results** (when searching the English dictionaries) or **Show English results** (when searching the French dictionaries) at the bottom of the menu.

Homographs bar

When the headword has homographs, like the word *force*, which is a noun, a verb, and a plural determiner in French, they are displayed in the homographs bar located above the header for all dictionaries. For some dictionary searches, results exist in both languages; a blue link (**x additional results in French** or **x additional results in English**) at the far right of the homographs bar lets you view the results in the other language.




DICTIONARY OF DEFINITIONS (*DÉFINITIONS*)

This dictionary provides definitions for more than one hundred thousand French words, in addition to tens of thousands of expressions, idioms and proverbs. The structure of the French definitions is similar to those in the English dictionary: the entries are divided into meanings, sub-meanings and semantic divisions, with examples provided in grey. There are, however, some notable differences.

- All definitions in the French dictionary begin with a capital letter.
- The examples are separated by a period and begin with a capital letter, regardless of whether they are grammatically complete sentences.
- *Domain labels* (e.g. ÉCONOMIE, DROIT, CINÉMA, MUSIQUE) appear in black and *usage labels* appear in blue (e.g. SOUTENU, ARGOT, FAMILIER, VIEILLI) or in red (e.g. OFFENSANT, DIFFAMATOIRE, PÉJORATIF). The usage labels indicating the region or regions where a particular word meaning is used (e.g. QUÉBEC, SUISSE, ANTILLES, AFRIQUE, BELGIQUE) are also displayed in blue. As in the English version, clicking a usage label opens the article in Antidote's guides where it is described in full.

sourire, verbe **souris, nom féminin** souris, adjectif souris, nom masculin

Définitions de **souris**, nom féminin 

- ◆ Petit rongeur, souvent gris, qui cause des dégâts aux maisons. Une souris qui chicote.
⇒ *mouse* [...]
- ◆ FAMILIER – Jeune femme.
⇒ INFORMAL NOT POLITE *chick* ° UK SLANG or NOT POLITE *bird* [...]
- ◆ CUISINE – Partie du gigot de mouton constituée par les muscles de la jambe.
⇒ *shank*
- ◆ INFORMATIQUE – Petit dispositif muni d'un ou de plusieurs boutons qui est relié à un ordinateur et qu'on déplace avec la main sur une surface plane pour désigner la zone de l'écran dans laquelle on veut effectuer une action en appuyant sur le bouton. Souris à deux, à trois boutons. Cliquer sur le bouton de la souris pour activer une fonction. Pointer, cliquer une icône à l'aide de la souris. Souris à fil, souris optique, souris à infrarouges. [Réduire]
⇒ *mouse* [...]

▼ **Locutions** (19) Hide definitions

▼ **Mammifère**

- ◆ **souris blanche** ⓘ
◆ Variété de souris, de couleur blanche, souvent utilisée dans les laboratoires.
⇒ *white mouse*
- ◆ **souris de mer** ⓘ
◆ ZOOLOGIE – Oursin-cœur.
⇒ *sea potato*

In many cases, especially when the word being looked up is common, the meanings and sub-meanings are accompanied by example expressions. These are categorized and presented as follows:

- Expressions are displayed in blue or black text, and you can quickly expand or collapse the definition by clicking the hide/show chevron. Click an expression in blue to consult its entry in the dictionaries and learn more about it (synonyms, combinations, quotations, etc.). Expressions in black provide additional information on their use: inflections, notes, external resources, etc. Click the ⓘ icon to display the information in a tooltip.
- Proverbs, i.e. sayings that are often short and purport to state a general truth or provide a piece of advice, e.g. *Qui ne risque rien n'a rien*, which is equivalent to the English *Nothing ventured, nothing gained*.
- Non-standard constructions, usually consisting of literal translations from English or other improper uses. These constructions are shown in red to highlight the fact that they are incorrect.

Translations

Every definition of every word and expression is accompanied by a translation, both from French to English and from English to French. These translations can be hidden by clicking the **Hide translations** toggle in the menu under the configuration button (☰). When displayed, translations appear in italic grey text under each definition and are preceded by a ⇒ symbol.

For example, in the French adjective entry *titulaire*, each of the three definitions has its own translation. In the context of religion (fourth definition), the English translation is *titular*. Clicking this translation once will cause a tooltip to appear showing the religion-specific English definitions of *titular*. This allows users to compare the French definitions with the English ones. Double-clicking the translation will open the English entry for the word in question.

Expressions and proverbs are also translated. As such, in the *Locutions* section of the entry *titulaire*, the expression *évêque titulaire* is accompanied by the translation *titular bishop*.

Formulations – Some translations are preceded by formulations in the source language, shown in roman type and followed by a colon. These formulations show the headword as part of a particular expression or construction. For example, one of the translations of the French entry *embarcation* is shown as “*embarcation de sauvetage : lifeboat*”. This shows users the full expression corresponding to one of the principal translations of the noun *embarcation*.

Usage contexts – Some translations are preceded by an indication of the context to which they apply, shown between parentheses and in roman type. For example, the first definition of the French word *abattre* can have a number of appropriate English translations depending on the context. Accordingly, many of the translations include contexts such as “(arbre) *fell*”.

Usage labels – Usage labels accompany translations whenever appropriate. For example, the informal French verb *faucher* includes the translations *snatch* and *nab*, preceded by an INFORMAL label. In general, Antidote provides translations that match in register to the word in the source language.

Connected translations Certain lists of translations are followed by an ellipsis enclosed in square brackets, indicating that connected translations are available. They can be revealed by clicking the ellipses and are displayed in a lighter grey font. These translations are generally less relevant than the principal translations for a number of reasons, such as relative rarity, a difference in register, or a more restricted meaning. Still, they may be useful in certain contexts. For example, the first definition of the French verb *dépasser* includes a number of connected translations, some of which are informal or specific to a particular region. To hide the list of connected translations, simply click the ellipsis again.

Details panel

Under **Précisions** in the Details panel (right-hand panel), you will find:

- Etymological notes on the headword and the **»** icon, which links to the historical dictionary where you can find more information on the headword’s etymology.

Définitions de **embarcation**, nom féminin

- ♦ Nom générique donné à tout bateau de petites dimensions. Embarcation de plaisance, de fortune, de pêcheurs. Embarcation à moteur, à voile, à rames.
⇒ *boat* [...]
- ♦ Bateau plus petit qu’un autre, embarqué sur celui-ci pour effectuer diverses tâches, pour servir en cas d’urgence. Embarcation de sauvetage.
⇒ (en général) *boat* · embarcation de sauvetage : *lifeboat* [...]

Définitions de **abattre**, verbe

- TRANSITIF DIRECT
- ♦ Faire tomber (quelque chose). Abattre un mur, un arbre.
⇒ (mur, bâtiment) *demolish* · (du ciel, ex. : avion) *down* · (arbre) *fell* · *knock down* [...]

Définitions de **faucher**, verbe

- ♦ FAMILIER – Voler, prendre. Quelqu’un lui a fauché son portable.
⇒ *steal* ° INFORMAL *snatch* · *nab* [...]

Définitions de **dépasser**, verbe

- TRANSITIF DIRECT
- ♦ Passer devant (quelqu’un, quelque chose) en allant plus vite. Marathonien qui en dépasse un autre. Voiture qui dépasse un véhicule de service.
⇒ *pass* · *overtake* [... *outstrip* · *outrun* · *leapfrog* · *outrance* · *dépasser* (au sprint) : *outsprint* · *outspeed* ° INFORMAL *beat* ° US, CANADA INFORMAL *leave (someone) in the dust* ° *past*]

- A scale indicating the relative frequency of the headword in French.
- Inflection information: If the headword has more than one form (noun, adjective, pronoun, etc.), Antidote displays its inflections for the masculine, feminine, singular and plural. Inflections for nouns begin with the determiner *un*, *une* or *des*, so they can be interpreted intuitively. For verbs, Antidote shows the infinitive form (e.g. *avoir*), as well as the tense, mood and person if a conjugated form is looked up (e.g. *gavais*).
- The phonetic transcription of the headword and its inflected forms, if applicable. An option in the configuration button allows you to switch between two different phonetic transcriptions, the International Phonetic Alphabet (**Show IPA**) and the French phonetic alphabet (**Show FPA**). Another option lets you display syllabic splitting.
- Alternative spellings of the word.

If the headword is subject to the 1990 French spelling rectifications, Antidote displays a note with the rectified spelling (e.g. *flute*, rectified spelling of *flûte*). In the case of a word with alternative spellings, one of which is recommended by the rectifications, a blue dagger symbol (†) highlights the recommended spelling (e.g. *baseball*, recommended without a hyphen).

Under the **Difficultés** heading, you will find:

- An explanation of any linguistic difficulties (grammar, spelling, syntax or other) related to the use of the headword.

Under the **Compléments** heading, you will find:

- Predefined search criteria (definitions containing the headword, English words translated as the headword, anagrams and compound words containing the headword)
- More search tools (e.g. the Wikipedia encyclopedia and the Google search engine), which can be enabled in the settings. Other online linguistic resources can be added manually.

DICTIONARY OF SYNONYMS (*SYNONYMES*)

Antidote's dictionary of French synonyms is a treasure trove of information, offering hundreds of thousands of synonyms that express myriad shades of meaning and semantic association.

In it, you will find:

- The headword's main meanings, each preceded by a green hide/show .
- Further information on meaning or use, preceded by a bold green bullet (•)
- Labels in small caps indicating the context in which the synonyms they introduce may be employed. These are divided into *domain labels* in black (e.g. ALIMENTATION, CHASSE, INFORMATIQUE, MÉDECINE), and *usage labels* in blue (e.g. SOUTENU, FAMILIER, ARGOT, VIEILLI) or in red (e.g. OFFENSANT, PÉJORATIF). The usage labels indicating the region or regions where a synonym is used (e.g. BELGIQUE, QUÉBEC, FRANCE) are also displayed in blue. Clicking a usage label opens the article in the Antidote guides where it is described in full.

▼ Synonymes de **formidable**, adjectif 

▼ (EMPLOI SOUTENU) **Redoutable** — redoutable, puissant, fort, dangereux, menaçant.

▼ **Immense** — extraordinaire, fabuleux, phénoménal, prodigieux, énorme, considérable, immense, gigantesque, colossal, monstrueux, gros, démesuré, surhumain, herculéen, grand, incommensurable, vaste, extrême, pharaonique, géant, astronomique, exorbitant, sans commune mesure, de tous les diables.

- ARCHITECTURE – cyclopéen.
- VIEUX – pyramidal, titanique.
- FAMILIER – effrayant, épouvantable, effroyable, monstre, méchant, bœuf, faramineux, du diable, énormissime.
- SOUTENU – titanesque, vertigineux.
- FRANCE, FAMILIER – balèze, gratiné.
- PÉJORATIF – monumental.

- Hyperonyms and hyponyms, identified by the headings PLUS GÉNÉRIQUE (more general), PLUS SPÉCIFIQUE (more specific). The lists of hyperonyms and hyponyms are preceded by a solid green square (■). A small blue circle with a number indicates either that a hyponym has hyponyms of its own, or that a hyperonym has hyperonyms of its own. Clicking that circle will reveal these secondary hyponyms (shown with a right-pointing arrow) or hyperonyms (shown with a left-pointing arrow) in a list. The same process can be repeated should any of the newly revealed words have their own hyponyms or hyperonyms. A list can be hidden again by clicking the arrow.
- Contexts in grey and in parentheses specifying the circumstances in which a synonym is used (e.g. “*louve (femelle)*” as a synonym of the word *loup*).

Sorting the synonyms

According to your needs, you can sort synonyms four ways: alphabetically, by relevance, by frequency or by length (number of letters). Access the sorting options by clicking the configuration button (⊖).

Filters

You can also filter synonyms according to two criteria by clicking the configuration button (⊖).

The **Meaning** filter lets you display synonyms according to their semantic or expressive strength (strong, weak or neutral). By default all synonyms are displayed.

The **With labels** filter lets you display only words without usage or domain labels to be shown. By default it shows everything.

DICTIONARY OF ANTONYMS (*ANTONYMES*)

Like the English dictionary of antonyms, Antidote classifies French antonyms according to the meaning in question, making it easier for you to select the proper term. Click the hide/show (for each list or for the whole entry) to switch between exhaustive and summary views.

DICTIONARY OF COMBINATIONS (*COOCCURRENCES*)

The dictionary of combinations (called *cooccurrences* in French) displays all the most significant combinations of the headword with other words. These are grouped by syntactic context, in addition to the strength of each combination and, if applicable, the various meanings of the headword.

For the noun *feu* (“fire”), for example, you will find combinations like *jouer avec le feu*, *combattre le feu avec le feu*, *feu de camp*, *feu purificateur*, *feu et sang*, *feu sacré*, *le feu s'éteint*, *péter le feu* and hundreds of others. Some word combinations, like *feu sacré*, are also expressions with their own entries in the dictionaries, which you can consult. Click the ↗ icon to open the dictionary of combinations on the entry for the corresponding expression.

French combinations are displayed similarly to the entries in the English dictionary of combinations, except for the following differences:

- The syntactic contexts are adapted to French grammar and include classes that don't appear in the English dictionary, e.g. *avec nom complément* (“with noun complement”), *avec adjectif descriptif* (“with descriptive adjective”), *en apposition* (“in apposition”).
- The **List of sources** link takes you to a list of all the French texts used to build the dictionary of combinations.

Labels

If a combination belongs to an informal register, a usage label (FAMILIER or TRÈS FAMILIER) is shown to its right. If a usage label applies to all combinations for a given meaning of the headword, it is not repeated next to each combination; instead, it is shown next to the heading that indicates the meaning.

Translations

When the French Module is installed, each of the combinations shown in both the English and the French dictionaries includes a translation into the other language. To show or hide the **Translation** column, click the ⇌ button located in the title bar. For example, for the French word *eau*, the combination *eau potable* includes the translation *drinking water*. If a combination includes a second translation, it is separated from the first by a middle dot. For example, for the combination *eaux usées* the **Translation** column shows “wastewater • sewage”.

Examples and definitions – Whenever the translation of a combination is itself included in the other language’s dictionary of combinations, as is the case with *drinking water*, a > symbol appears to its right. Click a combination’s translation to display any examples or definitions associated with it in the right-hand panel. Click the buttons at the bottom of this panel to switch between examples and definitions. When the translation does not exist as a combination in the other language, no > symbol is displayed and clicking the translation will display only definitions of its constituent words in the right-hand panel. For example, *water for washing* is the translation of the French combination *eau pour laver*. Since *water for washing* does not feature in Antidote’s English combinations, clicking it displays the definitions for the words *water* and *washing*.

Search – When the **Traduction** column is displayed, the search field at the bottom of the main combinations panel lets you search both the combinations and their translations for a given keyword or character string.

Sorting – Click the title of the **Traduction** column to sort the translations in alphabetical order.

DICTIONARY OF SEMANTIC FIELDS (CHAMP LEXICAL)

The French dictionary of semantic fields displays all the French words that are semantically related to the headword. These are grouped by syntactic category (nouns, adjectives, verbs) and ranked by relative strength.

Champ lexical de **hockey**, n. m. Force

▼ Noms (102)

- glace
- joueur
- ligue
- patinoire
- hockeyeur
- and 97 others...

▼ Adjectifs (17)

- junior
- midget
- pee-wee
- éliminatoires
- hantam

Définitions de **glace**, nom féminin (aussi verbe, nom propre féminin)

Du latin *glacia*, ‘glace’.

- ◆ Eau congelée naturellement. Une couche de glace. ⇌ *ice*
- ◆ Bloc fait de cette eau congelée. Un bateau emprisonné dans les glaces. Glaces de fond. Glaces flottantes. ⇌ *ice sheet* [...]

DICTIONARY OF FAMILIES (FAMILLE)

The French dictionary of families presents all the words in the headword’s morpho-semantic family. When the headword has multiple meanings that are sufficiently distinct, a horizontal grey line separates the families related to each.

DICTIONARY OF CONJUGATIONS (CONJUGAISON)

Famille de **climat**, n. m. Cat.

- acclimatable adj.
- acclimatation n. f.
- acclimatement n. m.
- acclimater v.
- agroclimatique adj.
- agroclimatologie n. f.
- bioclimat n. m.
- bioclimatique adj.
- bioclimatologie n. f.
- clim n. f.
- climat** n. m.
- climaticide adj.
- climatique adj.

Définition de **acclimatable**, adjectif

De *acclimater* + *-ble*; du grec *klima*, ‘région du point de vue de la latitude’.

- ◆ Qui peut s’acclimater. Plante acclimatable aux températures fraîches, à un sol argileux. Animal acclimatable au climat tempéré. ⇌ *acclimatizable*

Conjugaison de **manger** (aussi *se manger*)



Temps simples

Indicatif

Présent

je mange
tu manges
il mange
nous mangeons
vous mangez
ils mangent

Imparfait

je mangeais
tu mangeais
il mangeait
nous mangions
vous mangiez
ils mangeaient

Conditionnel présent

je mangerais
tu mangerais
il mangerait
nous mangerions

Futur simple

je mangerai
tu mangeras
il mangera
nous mangerons
vous mangerez
ils mangeront

Passé simple

je mangeai
tu mangeas
il mangea
nous mangeâmes
vous mangeâtes
ils mangèrent

Euphonies

mangè-je
mangeassè-je

Subjonctif

Présent

que je mange
que tu manges
qu'il mange
que nous mangions
que vous mangiez
qu'ils mangent

Imparfait

que je mangeasse
que tu mangeasses
qu'il mangeât
que nous mangeassions
que vous mangeassiez
qu'ils mangeassent

Impératif

Présent

mange
mangeons
mangez

Infinitif

Présent

manger


Participe


Présent


mangeant


Passé


mangé
mangés
mangée
mangées

Antidote's French dictionary of conjugations provides all the conjugations for several thousand French verbs. The dictionary displays a complete conjugation table for each verb that includes all the conjugated forms in all the tenses and moods, both for the simple form of the verb and the pronominal form (if it exists). The verb form typed in the headword search field is highlighted in the table to make it easier to find. Click one of the verb forms in the table to select it, then click the  button to insert it into your text. To make it easier to consult the table, the numerous conjugated forms are grouped into simple tenses (*temps simples*); compound tenses (*temps composés*), including the auxiliary with which the verb is conjugated; and periphrastic tenses (*temps périphrastiques*).

For compound tenses, the menu next to the section title lets you display the different agreements of the past participle according to the position, gender and number of the *complément d'objet direct (COD)*, if applicable, or according to the gender and number of the subject. (Choose a masculine or feminine subject by clicking the configuration button  in the top right corner of the main panel and changing the corresponding setting.) The COD menu is only available for verbs with variable past participles; otherwise Antidote shows *PP invariable*. To learn more about past participle agreement, you can click the link to the guides in the yellow **Notes** box.

You can display the phonetic transcription for conjugated forms by way of the  button in the top right corner of the. You can also change the phonetic alphabet used by choosing from the options under **Phonetic transcription**.

Click the  to hear all pronunciations for a given verb tense, like in school, which can help you learn a conjugation by rhythmic memory. To hear one form in particular, click its transcription.

- Pronunciation requires a valid subscription.
- If audio pronunciation is available, Antidote displays the  icon.
- The phonetic transcription displayed takes your linguistic region into account, as it is defined in the **User Panel of the Language Settings**.

manger, verbe manger, nom masculin 1 additional result in English...

Conjugaison de **manger** (aussi [se manger](#))

Temps simples

Indicatif		Futur simple		Subjonctif		Infinitif	
Présent		Futur simple		Présent		Présent	
je	mange	je	mangerai	que je	mange	manger	
tu	manges	tu	mangeras	que tu	manges		
il	mange	il	mangera	qu'il	mange		
nous	mangeons	nous	mangerons	que nous	mangions		
vous	mangez	vous	mangerez	que vous	mangiez		
ils	mangent	ils	mangeront	qu'ils	mangent		
Imparfait		Passé simple		Imparfait		Participe	
je	mangeais	je	mangeai	que je	mangeasse	Présent	
tu	mangeais	tu	mangeas	que tu	mangeasses	mangeant	
il	mangeait	il	mangea	qu'il	mangeât		
nous	mangions	nous	mangeâmes	que nous	mangeassions		
vous	mangiez	vous	mangeâtes	que vous	mangeassiez		
ils	mangeaient	ils	mangèrent	qu'ils	mangeassent		
Conditionnel présent		Euphonies		Impératif		Passé	
je	mangerais	mangè-je		Présent		mangé	
tu	mangerais	mangeassè-je		mange		mangés	
il	mangerait			mangeons		mangée	
nous	mangerions			mangez		mangées	
vous	mangeriez						
ils	mangeraient						

Temps composés, avec avoir, COD absent ou après

Indicatif		Futur antérieur		Subjonctif		Infinitif	
Passé composé		Futur antérieur		Passé		Passé	
j'	ai mangé	j'	aurai mangé	que j'	aie mangé	avoir mangé	
tu	as mangé	tu	auras mangé	que tu	aies mangé		
il	a mangé	il	aura mangé	qu'il	ait mangé		
nous	avons mangé	nous	aurons mangé	que nous	ayons mangé		
vous	avez mangé	vous	aurez mangé	que vous	ayez mangé		
ils	ont mangé	ils	auront mangé	qu'ils	aient mangé		
Plus-que-parfait		Passé antérieur		Plus-que-parfait		Participe	
j'	avais mangé	j'	eus mangé	que j'	eusse mangé	Passé composé	
tu	avais mangé	tu	eus mangé	que tu	eusses mangé	ayant mangé	
il	avait mangé	il	eut mangé	qu'il	eût mangé		
nous	avions mangé	nous	eûmes mangé	que nous	eussions mangé		
vous	aviez mangé	vous	eûtes mangé	que vous	eussiez mangé		

SIMPLES • COMPOSÉS • PÉRIPHRASTIQUES

DICTIONARY OF RHYMES (*RIMES*)

Like its English counterpart, the French dictionary of rhymes presents words and expressions that rhyme with the headword. Results are presented the same way: according to the number of identical phonemes. Both languages offer a similar set of display options, although there are some key differences.

While the English dictionary of rhymes displays only perfect rhymes by default, this concept does not exist in French. Therefore all rhymes are shown for French by default, with an option to expand the search to near-rhymes (*quasi-rimes*) in the options panel. The types of near-rhyme displayed in French are the same as those in English.

The French dictionary of rhymes includes a *Gender* filter, a concept unrelated to grammatical gender. In French classical poetry, French words that end in a silent *e* (for example, in the verb endings *-e*, *-es* and *-ent*) are known as **feminine**. Other words are known as **masculine**. French classical poetry forbids the rhyming of words of a different gender, for example *antidote* [âtidòt] with *dot* [dòt]. The *Gender* filter allows results to be filtered by their gender, helping users respect the conventions of classical poetry if they wish.

DICTIONARY OF QUOTATIONS (*CITATIONS*)

To illustrate how the words of the language are actually used, the French dictionary of quotations offers a vast compilation of sentences taken from great authors and major newspapers. Each quote is accompanied by a hyperlink to its source on the Internet.

commun, adj. [commune, n. f.](#) [2 additional results in English...](#)

Citations avec **commune**, nom féminin

Louis le Gros n'a point affranchi les **communes**, comme l'a si longtemps assuré l'ancienne école historique.

[François René, vicomte de Chateaubriand, Études historiques, Gallica](#)

Je passe au nord de la France, aux **communes** de la Flandre, des rives du Rhin et de la Ligue hanséatique.

[François Guizot, Histoire générale de la civilisation en Europe, depuis la chute de l'Empire romain jusqu'à la Révolution française, ABU, la Bibliothèque universelle](#)

HISTORICAL DICTIONARY (*HISTORIQUE*)

[cobalt, nom masculin](#) cobalt, adjectif [3 additional results in English...](#)

Historique de **cobalt**, nom masculin

Étymologie

Emprunt à l'**allemand moderne naissant** *Kobalt*, 'minerai de cobalt' ; du **nom propre** *Kobold*, 'démon germanique des mines'.

Remarque. — Dans les mines des pays germaniques, les démons avaient la fâcheuse habitude de métamorphoser le minerai précieux en cailloux sans valeur. Un de ces mots pour désigner ces démons en allemand était *Kobold* (du moyen haut-allemand *kobe* 'cabane' et *hold* 'lutin').

En 1526, inspiré par la mythologie germanique, l'alchimiste suisse Paracelse, de langue allemande, se sert pour la première fois du mot *kobolt* pour désigner le minerai de cobalt. La forme *Kobalt* apparaît ensuite et passe au français sous la forme *cobalt*. En français, le mot ne désigne plus que l'élément chimique quand le chimiste suédois Georg Brandt isole en 1733 le métal contenu dans ce minerai.

Voir *nickel* pour l'étymologie d'un autre mot inspiré d'un démon germanique.

Parents étymologiques

Ascendance : *KOBOLD* nom propre > *KOBALT* allemand moderne naissant > **cobalt**.

KOBOLD nom propre – **kobold**.

KOBALT allemand moderne naissant – **cobalt** → cobalt, radiocobalt, cobaltage, cobalteux, cobaltifère, cobaltine, cobaltite, cobaltique, cobaltothérapie, cobalthérapie, alnico, cobaltiammine, cobaltoammine, cobalamine [and 2 others...](#)

Évolution graphique

cobalt

The historical dictionary provides detailed etymologies for a large number of words, accompanied in most cases by a hierarchical list of etymologically related words (**Parents étymologiques**) and often supplemented with explanatory notes.

texture, nom féminin texturer, verbe 2 additional results in English...

Historique de **texture**, nom féminin

Étymologie
Emprunt au **latin impérial** *textura*, ‘tissu’ ; du **latin classique** *texere*, ‘tisser’.

Parents étymologiques
Ascendance : *TEXERE* latin cl. > *TEXTURA* latin imp. > **texture**.

TEXERE latin cl.
—*TISTRE* ancien français – **tissu** → tissu (→ tissu éponge, tissu-feutre, tissu-pagne, tissulaire, tissuthérapie, tissutier, tissuterie) • **tisserand**.
—*TISSIR* moyen français – **tisser** → détisser, entretisser, retisser (→ retissage), non-tissé, intissé, tissage, tisseur, tisserin, tissure.
—*TEXTUS* latin imp. – **texte** → textologie, textométrie, intertexte, avant-texte, hors-texte, paratexte, péritexte, texteur, épitexte, texto (→ textoter, texter, textage, sexto, sexter, sextage).
—*HYPERTEXT* anglais moderne – **hypertexte** → hypertexte, hypertextuel.
—*TELETEXT* anglais moderne – **télétexte**.
—*TEXTUALIS* latin méd. – **textuel** → textuel, extratextuel, intertextuel, intratextuel, textuellement (→ texto), textuelité (→ intertextuelité).
—*TEXTILIS* latin cl. – **textile** → textile, géotextile, tex (→ décitex).
—*TEXTURA* latin imp. – **texture** → contexture, texturiser (→ texturisation), texturer (→ texturé, texturant, texturation), textural, textureur.
—*TEXTUS* latin cl. – **textularia**.
and 2 other groups...

Entries in the French historical dictionary are divided into the following components:

- The etymology of the headword, including at least the etymon (i.e. the word from which the headword is derived), its meaning and the language from which it derives (in orange and linked to an article in the historical guides). Other information may be provided, e.g. whether the headword belongs to the native stock of the language (*fonds primitif*), the influence of a second etymon on the main etymon, the apparent (morphological) etymology of a derived form, etc. For some words whose etymology is complex or very interesting, an explanatory note may provide further information.
- The etymologically related words (**Parents étymologiques**), beginning with the main etymon, form a sort of family tree that traces the word’s evolution. For example, for the French word *texture* (from the classical Latin *texere*, “to weave”), the etymologically related words include the Old French *tistre* (which gave rise to the French noun *tissu*), the Middle French *tissir* (from which the modern French verb *tisser* is derived), the medieval Latin *textualis* (from which modern French gets the adjective *textuel*), etc. All these words share a common etymon: the Latin verb *texere*. To clarify the list of etymologically related words, a simple line of ascendance is also included, which indicates sequentially, from the oldest etymon to the most recent, the major steps in the headword’s evolution. The arrow can be read as meaning “gave rise to, produced, formed”.
- Historical changes in the spelling of over 26,000 words, from their origins to the present day, presented on a timeline and attested by 275,000 sentences gathered from historical sources. Using this, we discover that *azote* “nitrogen”, for instance, was coined by Lavoisier from Greek affixes meaning “not” and “life”, and that *fleur* “flour” was written as both *fleur* and *flour* until the 17th century.

Remember: a summary of the word’s etymology appears in the **Précisions** panel in the definitions dictionary, where clicking the **>>** icon lets you access the historical dictionary.

ACCESSING WIKIPEDIA

You can access the French version of Wikipedia, the famous online encyclopedia, by clicking the **Wikipédia** link in the **Compléments** section of the **Details** panel. When applicable, you can also access it by clicking the link in the pop-up that appears when you click the **i** icon found to the right of many expressions in the French dictionaries.

MULTI-WORD SEARCH

Like its English counterpart, French multi-word search allows you to search for complex expressions in the dictionaries. This feature makes it easy to find links between words, like those that occur in expressions, combinations, proverbs, etc.

SEARCHING WITH VARIABLES

Searching with variables in French is very similar to searching with variables in English.

FAVOURITES AND PERSONALIZED WORD LISTS

You can add and remove favourites and personalized word lists the same way in both the English and the French dictionaries (see the **Dictionaries** chapter). Click the chevron beside the **♥** icon and select **Edit** to open the Favourites. English and French lists are displayed separately, and you have several options for managing them. Select **Also in English/French** from the drop-down menu to switch between your English and French word lists.

DISCOVERING NEW WORDS

By clicking the **Discover** (🗑️) icon, you can discover and learn new French words—both common and rare—in addition to the names of famous people, countries, cities or World Heritage sites, and read interesting notes about French etymology.

Paris

in English **262 langues** ▼

Cet article concerne la capitale de la France. Pour les autres significations, voir Paris (homonymie).

Paris (/paʁi.ʁi/ˈaʁi) est la commune la plus peuplée et la capitale de la France.

Elle se situe au cœur d'un vaste bassin sédimentaire aux sols fertiles et au climat tempéré, le bassin parisien, sur une boucle de la Seine, entre les confluent de celle-ci avec la Marne et l'Oise. Paris est également le chef-lieu de la région Île-de-France et le centre de la métropole du Grand Paris, créée en 2016. Elle est divisée en arrondissements, comme les villes de Lyon et de Marseille, au nombre de vingt. Administrativement, la ville constitue depuis le 1^{er} janvier 2019 une collectivité à statut particulier nommée « Ville de Paris » (auparavant, elle était à la fois une commune et un département). L'État y dispose de prérogatives particulières exercées par le préfet de police de Paris. La ville a connu de profondes transformations sous le Second Empire dans les décennies 1850 et 1860 à travers d'importants travaux consistant notamment au percement de larges avenues, places et jardins et la construction de nombreux édifices, dirigés par le baron Haussmann, donnant à l'ancien Paris médiéval le visage qu'on lui connaît



♥
▼
🗑️
▼

Edit...

Add to List...

Add a list...

🕒 History >

♥ Favourites >

☰ Mammifères >

☰ Projet d'écriture >

☰ Prononciation >

Also in English...

FRENCH LANGUAGE GUIDES

INTRODUCTION

The French guides cover a wide range of topics. They can help you write better French, whether you're a francophone, an anglophone or bilingual. You may need to consult the guides on a very specific question—*What is the correct way of writing an address in French? What are the rules for spaces before and after a colon?*—or simply because you want to learn more about a particular aspect of the language—*What are the principal recommendations of the last spelling reform? What languages contributed the most to the French lexicon?* The guides are replete with examples, tips and advice that will give you a better understanding of the French language and help you overcome many of its difficulties.

Antidote's French Module contains articles on the difficulties of writing French correctly and how to overcome them. The articles are divided among guides.

Orthographe (Spelling)

Articles on plural forms, homophones, capitalization, diacritics, hyphens, the spelling reform, etc.

Lexique (Lexicon)

Articles on French inflectional and derivational morphology, Anglicisms, various types of lexical and semantic confusions, Antidote's dictionaries, etc.

Grammaire (Grammar)

Articles on the basic notions of French grammar, the various lexical categories, syntactic functions, rules of agreement, etc.

Syntaxe (Syntax)

Articles on the different types of sentences, i.e. declaratives, questions, negatives, coordinated sentences, cleft sentences, etc.

Ponctuation (Punctuation)

Articles on the use of all the various punctuation marks, French quotation marks, hyphens, different types of parentheses, etc.

Style

Articles on French stylistic conventions, registers, figures of speech, transitions, etc.

Rédaction (Business Writing)

Articles on the correct way to write business letters in French, emails, abbreviations, dates, addresses, sums of money, the feminization of nouns and titles, etc.

Typographie (Typography)

Articles on the correct use of breaking and non-breaking spaces in French, italics, French quotation marks and other paired symbols, case in enumerations, special characters, etc.

Phonétique (Phonetics)

Articles that discuss the relationship between French spelling and pronunciation, the two standards of phonetic transcription, elision, liaison, Parisian pronunciation compared to Montréal pronunciation, etc.

Historique (History)

Articles on the evolution of French vocabulary, the French spelling system, French grammar, the many languages from which French has borrowed, etc.

Points de langue (Language Matters)

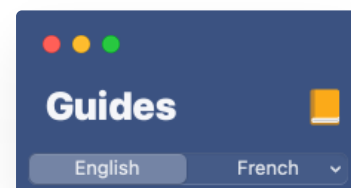
The *Points de langue* guide contains language-related articles published by Druide's linguists on our website. They contain answers to the most frequent or complex questions that arise and may further clarify subjects dealt with in the other guides.

FROM ONE LANGUAGE TO THE OTHER

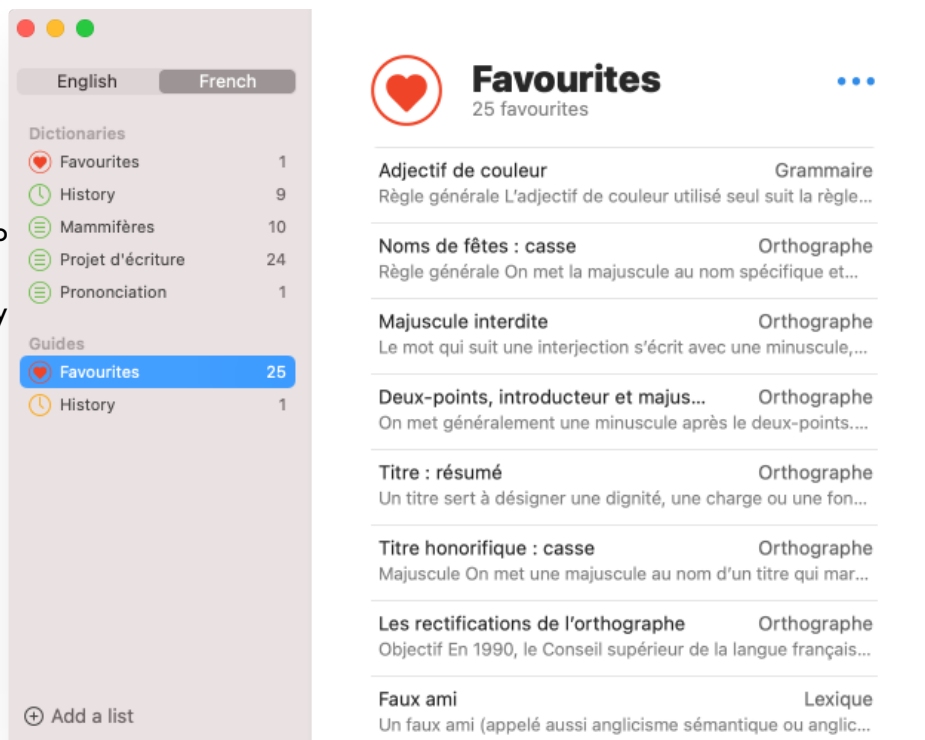
The **English** and **French** buttons located in the upper left corner of the table of contents let you move quickly between guide articles in each language dealing with equivalent subjects. It is also possible to go from one language to the other via the results displayed in the instant search menu. The link *n* **additional English articles**, at the bottom of the search results list, indicates the number of articles corresponding to the current search in the other language. Clicking the link displays the corresponding results in the search menu.

When the language of the search term is unambiguous, Antidote takes you from one language guide to the other intelligently. For example, if you search for "majuscule" in the English guides, Antidote will understand that this is a French term and will automatically display the results it finds in the French guides.

FAVOURITES AND PERSONALIZED ARTICLE LISTS



Adding and removing favourites and personalized article lists is done the same way in the French guides as in the English (see the [Guides](#) chapter). Click the chevron ∇ next to the heart icon \heartsuit to open the favourites menu, then click **Edit** to open the favourites window. This window displays English and French lists separately and offers several options for managing them. The favourites menu also includes the **English** and **French** buttons, which are used to alternate between the English and French lists.



ANTI-OOPS! FOR FRENCH

FRENCH SETTINGS

Introduction

The settings serve to fine-tune Antidote's actions when it corrects a text. They are divided into sections—**Corrector**, **Language**, **Typography**—of which, **Language** and **Typography**, have subsections that apply specifically to French. To learn more about how Antidote's settings apply to both languages, see the [Settings](#) chapter. In this section, we discuss those settings that apply only to French.

Accessing the French settings

The English and French settings are found in the same window, which you can access in different ways from the corrector, by clicking the settings icon (⚙) in the toolbar or by clicking the **Setting** link that appears in the tooltips associated with certain detections. In the **Settings** window, the different sections are displayed in the panel on the left. Settings that concern the French Module, specifically, can be found in the following locations: **Language (General, User, Protagonists, Word usage, Word choice, Capital letters, Punctuation and Spelling rectifications panels)** and **Typography (General, Spaces and Conventions panels)**. At the top of these panels, two tabs in blue let you view the settings particular to each language; clicking the **French** button displays the French settings and vice versa. However, the settings in the **Protagonists** and **Spelling rectifications** panels only apply to the French Module.

INTERFACE SETTINGS FOR FRENCH

CORRECTOR SETTINGS

LANGUAGE SETTINGS FOR FRENCH

GENERAL PANEL

Interface

- General
- Appearance
- Access control
- External resources
- Druide Account

Corrector

- General
- Exclusions
- Disabled alerts
- Anti-Oops!

Language

- General**
- User
- Protagonists
- Word usage
- Word choice
- Capital letters
- Punctuation
- Spelling rectificati...

Typography

- General
- Spaces
- Conventions

English French

Flag

- discontinuities
- ambiguities
- gender-specific job title (e.g. *elle est écrivain*)
- abbreviated doublets (e.g. *client(e)s*)
- missing *ne* (e.g. *j'aime pas*)
- abbreviations that are usually non-standard (e.g. *qqn*)
- the use of 2^{ème} for 2^e, 1^{ère} for 1^{re}
- pronouns that can influence agreement
- past participles agreeing with *en*
- unknown alphanumeric sequences
- proper nouns in letter greetings
- missing ligatures *œ* and *æ*

Disable

- Disable certain detections by statistical filter

Mixed coordinations and agreement

- Flag discontinuities of gender (e.g., *le fils et la fille rêvés / idéaux*)

Flag

Ambiguities

When this setting is enabled, Antidote will underscore with a wavy orange line any words that can be written in more than one way according to the intended analysis.

→ This setting is disabled by default.

Non-feminized job titles (e.g. *elle est écrivain*)

Traditionally, French words for certain job titles only had a masculine form. Since these jobs are not only done by men, corresponding feminine forms, such as *avocat/avocate* and *ingénieur/ingénieure* have been developed. Some speakers still hesitate to use these feminine forms, although they are recommended and closely follow the grammatical and morphological rules of French.

By default, the corrector favours the feminine form for titles when they refer to a woman (e.g. *Rose est une écrivaine de grand talent*). If this setting is disabled, the corrector allows masculine forms for titles when they refer to a woman (e.g. *Rose est un écrivain de grand talent*).

→ This setting is enabled by default.

Abbreviated doublets (e.g. *client(e)s*)

Abbreviated doublets are sometimes used to represent both genders (e.g. *client(e)*) or both plural and singular (e.g. *elle•s*). However, they can complicate a text both visually and grammatically. What's more, it is unclear how they should be pronounced. For these reasons, they are not recommended, regardless of the chosen format (parentheses, hyphens, etc.). You can choose whether you want Antidote to flag them.

→ This setting is enabled by default.

Missing *ne* (e.g. *j'aime pas*)

The negative particle *ne* is often omitted when speaking, but this is not recommended in written language, unless the writer intends to represent informal speech. You can tell Antidote whether or not it should flag instances of a missing *ne*.

→ This setting is enabled by default.

→ You can specifically prevent the correction of a missing *ne* that occurs in a dialogue or quote by enabling the **Disable certain detections in dialogues and quotes** setting in the **General** panel under **Corrector**.

Abbreviations that are usually non-standard (e.g. *qqn*)

Abbreviations such as *qqn* ("quelqu'un") and *pquoi* ("pourquoi") speed up writing and may be used in some contexts. Otherwise, they are considered non-standard. You can tell the corrector to allow them or to replace them with their unabbreviated forms.

→ This setting is enabled by default.

The use of *2^{ème}* for *2^e*, *1^{ère}* for *1^e*

2^{ème} and *1^{ère}*, as well as their plural variants, are not the recommended way to represent ordinal numbers in French. You can tell the corrector to allow them or to replace them with the correct forms *2^e* and *1^e*.

→ This setting is enabled by default.

Pronouns that can influence agreement

This setting instructs the corrector to flag the pronouns *l'* and *les* when they may be part of an incorrect past participle agreement located further on in the sentence (e.g. *La sœur de ton ami était tellement convaincante que je l'ai *engagé*).

Past participles agreeing with *en*

Traditionally, past participles do not inflect to agree with the antecedent of the pronoun *en*. However, this is becoming more and more common (e.g. *des tartes, elle en a faites tout le weekend*). You can choose whether Antidote flags this usage.

→ This setting is enabled by default.

Proper nouns in letter greetings

French conventions require the omission of proper nouns in the greetings of letters. Checking this box tells the corrector to respect this convention.

→ This setting is enabled by default.

Missing ligatures œ and æ

French makes use of the œ and æ ligatures, which are often omitted by typists who do not know how to enter them on their keyboards. Antidote can fix this!

→ This setting is enabled by default.

→ On a Mac, the ligature œ (o + e) can be typed using the combination **Alt** + “œ”, and æ (a + e) can be typed using the combination **Alt** + “æ”. In Windows, the respective equivalents are **Alt** + 0156 and **Alt** + 0230.

Disable

Disable certain detections by statistical filter

You can tell the corrector not to apply certain statistical filters that are intended to refine its analyses and reduce false alerts, but which may cause some errors to go undetected. This is done by unchecking the **Disable** box.

Mixed coordinations and agreement

Flag discontinuities of gender (e.g., *le fils et la fille rêvés/ idéaux*)

Traditionally, adjectives that qualify coordinated nouns of mixed gender agree in the masculine. However, this formulation can look unusual when the final coordinated noun is feminine due to its proximity to the adjective that agrees in the masculine (*le fils et la fille rêvés / idéaux*). The corrector can handle these discontinuities in one of three ways:

- Ignore
- Flag all discontinuities
- Flag only audible discontinuities

→ By default, only audible discontinuities are flagged.

Accept proximity agreement

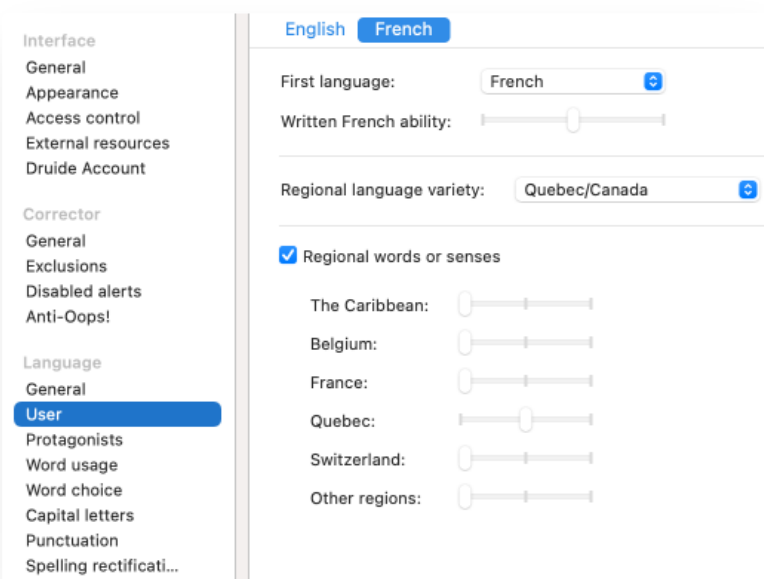
Proximity agreement is an approach to writing that requires any modifiers to agree with the nearest noun they modify. This approach can help make writing more inclusive, since the masculine form is no longer considered generic (e.g. *les kiwis et les poires juteuses*). Antidote will accept proximity agreement when this setting is enabled.

→ By default, this setting is not enabled and the generic masculine form is applied to coordinated nouns of mixed gender.

Lorsque, puisque and quoique

Finally, you can tell Antidote to verify the elision of the final vowel in the subordinate conjunctions *lorsque*, *puisque* and *quoique*. Here you have the choice of enforcing elision before all vowels or a silent *h* (which is the standard rule), or only before certain words (*un*, *une*, *il*, *ils*, *elle*, *elles*, *on*, *en* and *ainsi*).

USER PANEL



First language

Antidote needs to know what your mother tongue is in order to fine-tune its correction. For example, if your first language is English, it will try to recognize certain mistakes that an English speaker is more likely to make in French (e.g. *je *suis 34 ans*, or *être libre *faire qqch.*).

→ When Antidote is first launched, a dialogue window asks you what your first language is. The value of this setting is adjusted according to your response.

Written French ability

Choose from three skill levels:

- **Minimum** (written French skills are rather weak): The corrector flags the standard set of errors, but includes certain errors that are somewhat rare.
- **Intermediate** (written French skills are quite good): The corrector flags the standard set of errors.
- **Maximum** (written French skills are very good): The corrector flags the standard set of errors, but does not indicate certain errors that an advanced speaker of French is unlikely to make.

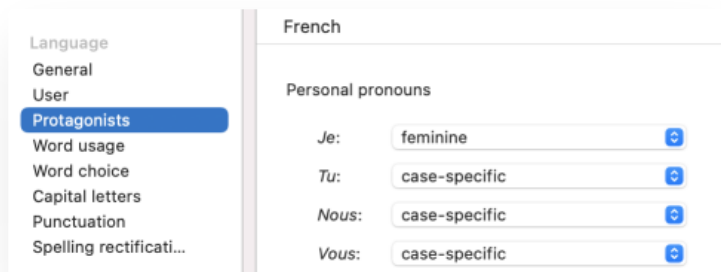
Regional language variety

Antidote needs to know what region of the French-speaking world you live in, and asks you to select between Belgium, France, Quebec/Canada, Switzerland, Africa/Caribbean/Louisiana and Other. The corrector's suggestions are influenced by the linguistic region you indicate here. Some language and typography settings are also adjustable according to regional language variety, reflecting the preferred conventions in that area (for example, number format, or the type of spacing for use with symbols).

Regional words or senses

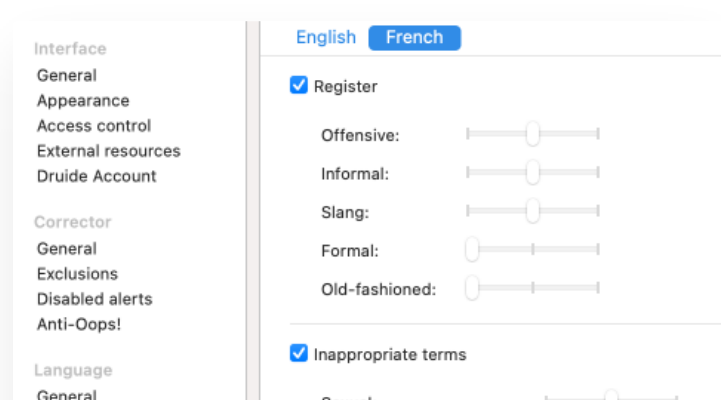
If this box is checked, Antidote will flag certain expressions that are unique to a particular linguistic region according to the settings defined by the corresponding slider: **minimum** (the corrector flags no regionalisms); **intermediate** (a regionalism will be flagged if its regional character applies to all its meanings); and **maximum** (a regionalism will be flagged if its regional character applies to at least one of its meanings). Antidote recognizes a large number of regionalisms from various parts of the French-speaking world, including those that are specific to Quebec (e.g. *achalant* meaning “disturbing”); Belgium (e.g. *fricadelle* meaning “meatball”); Provence (e.g. *canier* meaning “place where rushes grow”); and other French-speaking regions such as Switzerland and Acadia.

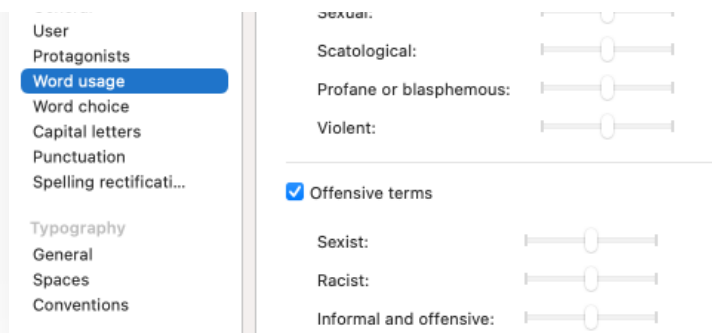
PROTAGONISTS PANEL



The corrector can use context to determine the gender of the French pronouns *je*, *tu*, *nous* and *vous*, and whether the pronouns *nous* and *vous* refer to one or several people. For example, in the expression *Vous êtes gentille*, the corrector can deduce that *vous* refers to one female person, because the adjective *gentille* is in the feminine singular form. However, you also have the option to manually determine the number and gender of the people that these pronouns designate in your text. For example, if you designate *tu* as feminine, Antidote will correct the expression **Tu es gentil* with *Tu es gentille*, and **Sois gentil* with *Sois gentille*. By default, these settings are set to **case-specific**, meaning that gender and number correction will depend on the context. We recommend you adjust the particular gender and number in the settings whenever possible.

WORD USAGE PANEL





Register, inappropriate and offensive terms

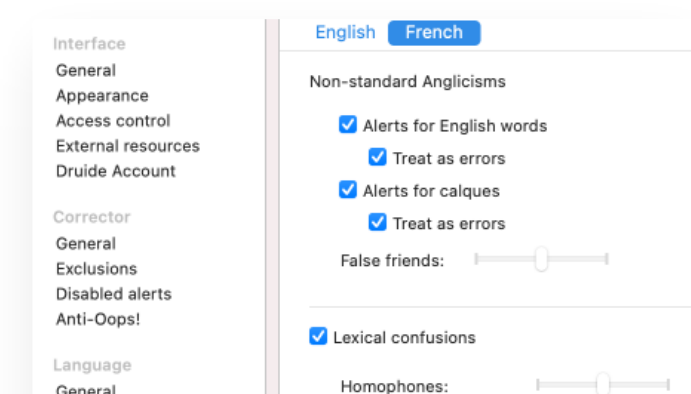
Depending on your settings, the corrector will attempt to identify and assess the appropriateness of those terms that belong to the various registers that Antidote recognizes in French. These include offensive, e.g. *merdeux* for “voyou”; informal, e.g. *fortiche* for “habile”; slang, e.g. *que dale* for “rien”; formal, e.g. *forfaire* for “manquer à”; and old-fashioned, e.g. *consomptueux* for “atteint de tuberculose”.

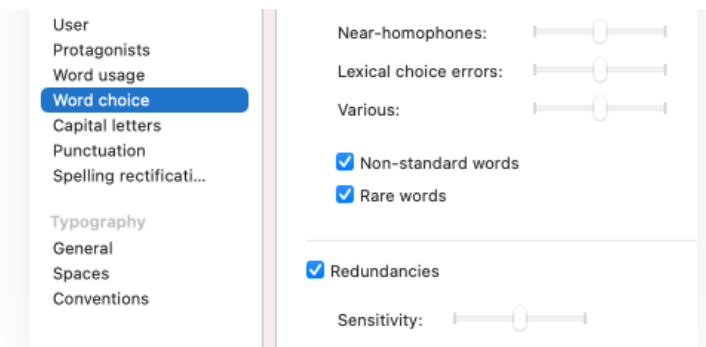
The corrector will also flag terms that are considered highly offensive or inappropriate, in accordance with your settings. The French Module recognizes many different categories here, including the following: racist, e.g. *youpin* for “juif”; homophobic, e.g. *pédé* for “homosexuel”; profane or blasphemous, e.g. *merde* for “excrément”; and sexual, e.g. *bite* for “pénis”.

For each of these registers, you have three sensitivity levels to choose from: minimum (nothing is flagged); intermediate (an expression is flagged if it belongs to this register in all its meanings); and maximum (an expression is flagged if it belongs to this register in at least one of its meanings).

- Word usage settings are set to medium sensitivity by default (except those relating to **Formal** and **Old-fashioned** registers, which are set to minimum). To disable all these alerts without adjusting each slider to its minimum level, uncheck the box to the left of the corresponding section title.

WORD CHOICE PANEL





The French Module recognizes three issues related to word choice in French texts: non-standard Anglicisms, lexical confusions and redundancies.

Non-standard Anglicisms

Not all borrowings from English should necessarily be avoided; much depends on whether an equivalent and appropriate term exists in French. Antidote focuses on those Anglicisms that are universally considered non-standard, and among these it can flag imported English words—**Alerts for English words**, e.g. *container* for “conteneur”—and multiword French expressions that are patterned on English phrases—**Alerts for calques**, e.g. *manuel de service* for “guide d’entretien”. In both cases, you have the option of automatically replacing the words that Antidote flags by checking the **Treat as errors** box.

The French Module also recognizes an additional issue relating to word choice in English texts:

French–English false friends

False friends are words in different languages that look or sound similar, but differ significantly in meaning. They become “false” when they are used in the sense of their counterparts from another language. A French–English false friend is an English word whose meaning is confused with that of a French word of similar form. For example, the French word *réunion* (meaning “meeting”) and the English word *reunion* are similar in form but different in meaning. So an expression like **my 9:15 reunion* illustrates this sort of linguistic confusion.

Choose from three levels of detection sensitivity:

- **Minimum:** The corrector does not flag any false friends.
- **Intermediate:** The corrector flags the most common false friends (e.g. *sensible* used in place of *sensitive*), but not those for which the incorrect English meaning is relatively rare (e.g. *character* when used for *characteristic*).
- **Maximum:** The corrector flags all potential false friends.

→ The sensitivity for detecting false friends is set to intermediate by default if your location is Quebec; otherwise it is set to minimum.

Lexical confusions

Antidote distinguishes three different types of lexical confusions: homophones, i.e. words that are pronounced alike but are spelled differently, e.g. *ballade* and *balade*; near-homophones (*paronymes* in French), i.e. words that have a similar pronunciation but a different meaning, e.g. *luxurieux* (meaning “lustful”) and *luxuriant* (meaning “lush”); and lexical errors, i.e. various types of incorrectly used words, e.g. *téléphone* for *appel téléphonique*. Once again, you can choose from three sensitivity levels for these settings: minimum, intermediate and maximum.

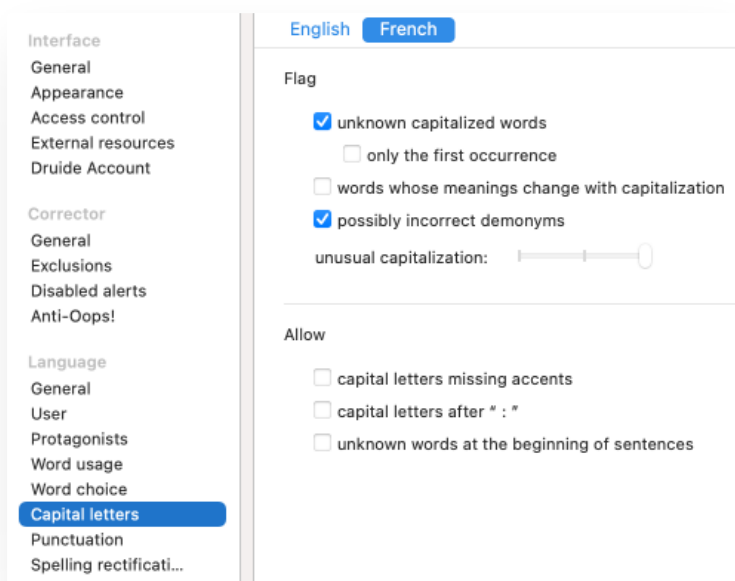
There are two additional settings you can enable in this section: **Non-standard words**, to flag terms and expressions that some linguistic authorities find objectionable, e.g. *ceci dit* for *cela dit*, and **Rare words**, to flag rare words which may have been entered inadvertently instead of a more common word, e.g. *paissance* (“grazing”) might be a typing error for *naissance*, *puissance*, *plaisance*, etc.

Redundancies

A redundancy is an expression that is repetitive in terms of its meaning, e.g. *dire verbalement*, which translates as “say verbally” in English. Some redundancies are universally criticized, while others are considered less serious (e.g. *devoir obligatoire*). Here again, you can choose from three sensitivity levels: **minimum** (nothing is flagged); **intermediate** (the corrector flags those redundancies which are widely criticized, but not those that are less serious); and **maximum** (widely criticized and less serious redundancies are flagged).

→ The setting for redundancies is set to intermediate by default.

CAPITAL LETTERS PANEL



Flag

Unknown capitalized words

If this box is checked, all words beginning with a capital letter that are not in Antidote’s dictionaries are flagged. There is also an option—**only the first occurrence**—which tells the corrector to do so only on the first occurrence of the word.

Words whose meaning changes with capitalization

If this box is checked, the corrector flags words whose meaning changes when they are capitalized, e.g. *renaissance*, which signifies “a revival”, as opposed to *Renaissance*, which designates a particular period of history.

Possibly incorrect demonyms

If this box is checked, Antidote will verify the capitalization of demonyms, i.e. those words which designate the inhabitants of a country or a region. In French, the same word may sometimes refer to an inhabitant (e.g. *Zorba le Grec*), or to the language spoken in the inhabitant's region (e.g. *Zorba parle le grec*). In the first case, the noun should be capitalized; in the second case, it should not.

Allow

Capital letters missing accents

If this box is checked, Antidote will allow words containing a non-accented capital, e.g. *Eveil*. Note the typographic standard normally requires an accent on capital letters, e.g. *Éveil*.

Capital letters after " : "

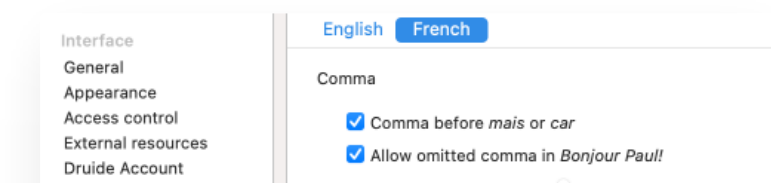
If this box is checked, Antidote will allow a capital letter following a colon, even when the context suggests that a lowercase letter would be preferred.

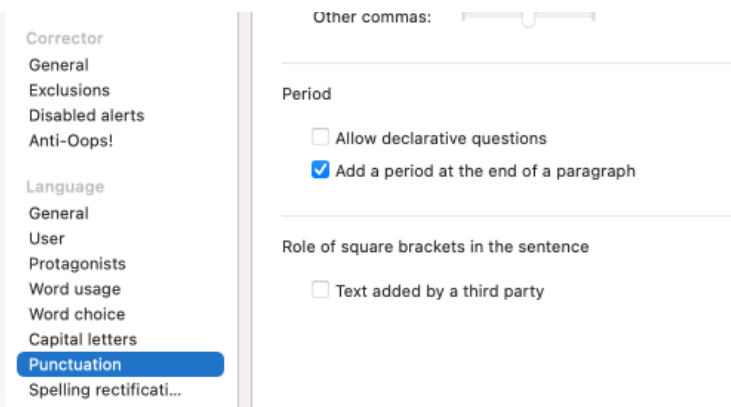
Unknown words at the beginning of sentences

Words that begin a sentence should start with a capital letter regardless of their syntactic category (e.g. *Enfants et parents s'amusent. Joël s'amuse.*). Should the first word in a sentence be unknown to Antidote's dictionaries (e.g. **Julian** s'amuse.), the corrector may hesitate between flagging it as an unknown proper noun (the first name *Julian*) and attempting to correct it for a word that it knows (the first name *Julien* instead of *Julian*). You can choose which approach Antidote should take.

→ This setting is disabled by default (Antidote attempts to correct these words).

PUNCTUATION PANEL





Comma

Comma before *mais* or *car*

If this box is checked, the corrector will flag a missing comma before “*mais*” or “*car*”, e.g. *Le site était inauguré en 1987 mais on l’a fermé l’année d’après par manque de fonds*. A comma is normally required in this context, except if the subordinate clause introduced by these conjunctions is very short, in which case the comma is optional.

Other commas

You can tell Antidote to flag the absence of a comma in a number of other contexts, e.g. after an adverbial complement in sentence-initial position. Here too there is a three-position slider allowing you to adjust the sensitivity of the setting.

Period

Allow declarative questions

If this box is checked, the corrector will allow a question mark at the end of a sentence that doesn’t include a question word or subject-verb inversion, e.g. *Tu viens?* This is more characteristic of speech, and may not be considered acceptable when written.

Role of square brackets in the sentence

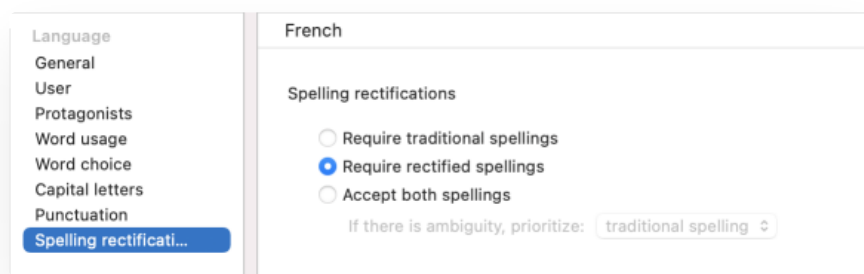
If the **Text added by a third party** box is checked, the corrector will analyze the text contained within brackets as being part of the larger sentence. This setting is recommended when brackets are used to frame text that comes from someone else.

Colon

Allow for the presence of multiple colons in the same sentence

Repeated use of colons within the same sentence should be avoided wherever possible. However, it is legitimate to do so provided the extra colons are used judiciously and do not detract from the clarity of the text. If you prefer, Antidote will allow for the presence of multiple colons in the same sentence.

SPELLING RECTIFICATIONS PANEL



Require traditional spellings

If this box is checked, the corrector will flag all words with rectified spelling and suggest the traditional spelling in their place. In the dictionaries, Antidote shows traditional spellings where applicable.

Require rectified spellings

If this box is checked, the corrector will flag all words with traditional spelling and suggest the rectified spelling in their place. In the dictionaries, Antidote shows rectified spellings where applicable.

Accept both spellings

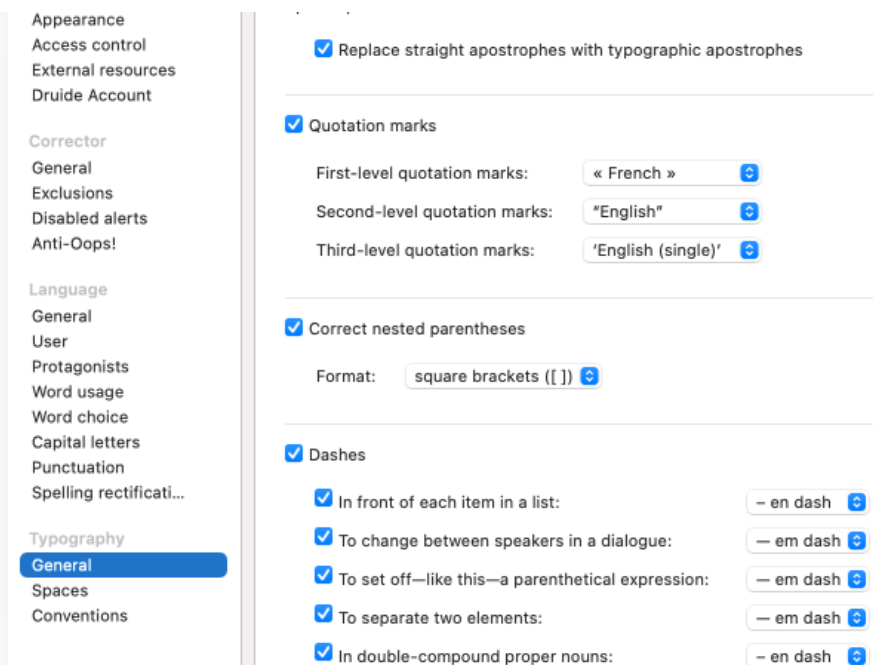
If this box is checked, Antidote will allow both spellings. If a word in rectified spelling is entered in a search box, all the generated forms will be rectified, and if a word in traditional spelling is entered, all the generated forms will be traditional.

→ You can also let Antidote know which spelling to favour in cases of ambiguity.

TYPOGRAPHY SETTINGS FOR FRENCH

GENERAL PANEL





Quotation marks

If this box is checked, Antidote will correct the type of quotation marks used at different levels of quotation according to the settings you define. Standard typographic conventions call for French quotation marks (« ») in all contexts, except when the quotes are nested within other quotations. Double English quotation marks (" ") are recommended for the second level of nested quotes, and single quotation marks (' ') are recommended for the third level, e.g. « *Nous l'appelions "le 'petit' prince" quand il était enfant* », *se souvint-elle*. Otherwise, you can tell the corrector to allow the punctuation you prefer for each level by choosing from:

- Double French quotation marks (« »)
- Double English quotation marks (" ")
- Single French quotation marks (‹ ›)
- Single English quotation marks (' ')
- Straight quotation marks (" ")
- Any type of quotation mark

→ This setting is enabled and standard French conventions are applied by default.

→ Uncheck the box to completely disable detections related to the style of quotation marks used in French.

Dashes

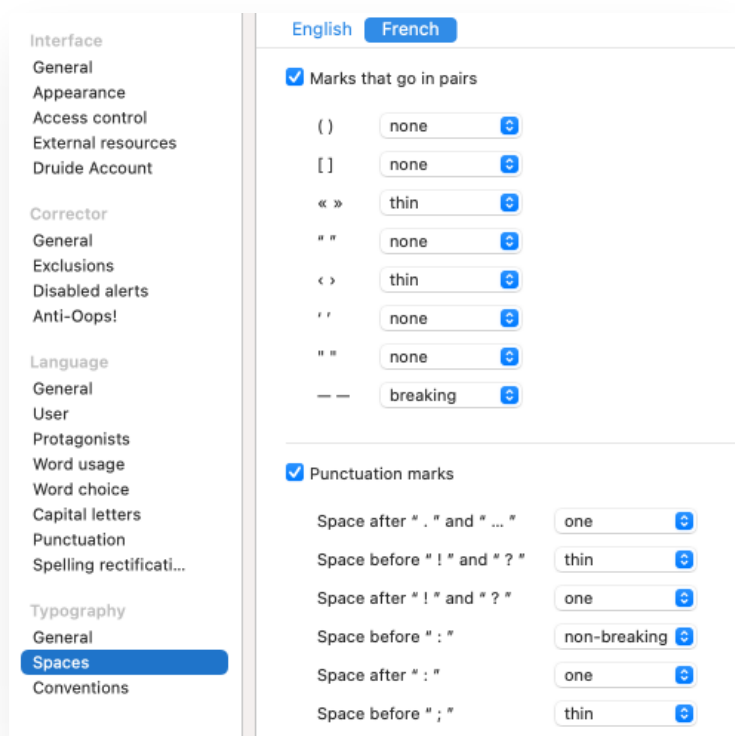
If this box is checked, Antidote will correct the use of dashes, allowing you to choose your preferred type of dash in any of the following contexts: **In front of each item in a list**, **To change between speakers in a dialogue**, **To set off a parenthetical expression**, **To separate two elements** and **In double-compound proper nouns** (e.g. *Nord-Pas-de-Calais*).

Superscript o

If the **Allow “ ° ” (degree) to indicate the letter o in superscript** box is checked, Antidote will allow the degree symbol where normally a superscript o would be required, e.g. in the abbreviation *n^o* (for *numéro*).

If the **Allow “ ° ” (used in Spanish ordinal numbers) to indicate the letter o in superscript** box is checked, Antidote will allow the Spanish ordinal symbol where normally a superscript o would be required, e.g. in the abbreviation *n^o* (for *numéro*).

SPACES PANEL



Marks that go in pairs

If this box is checked, Antidote will correct spacing errors around paired symbols, according to the individual settings you choose for each of the following: (), [], « », “ ”, < >, ‘ ’, " ", –. For each paired symbol, you may choose either a breaking space, a non-breaking space, a thin space, any space or none at all.

Punctuation marks

If this box is checked, spacing errors around punctuation marks are corrected, according to the individual setting you choose for the period, ellipsis, question mark, exclamation mark, colon and semi-colon. Following the period, the ellipsis, the exclamation mark, the question mark, the semi-colon and the colon, you may choose from one space, two spaces or any number of spaces. Before the exclamation mark, the question mark, the colon and the semi-colon, you may choose either a breaking space, a non-breaking space, a thin space, any space or none at all.

Symbols

If this box is checked, Antidote will correct the use of spaces around symbols, allowing you to choose the type of space to use for the following types of symbols: %; \$, €, F, etc.; m, cm, etc.; and 51° 28′ 38″ N. Depending on the type of symbol, you may choose either a breaking space, a non-breaking space, a thin space, any space or none at all.

Dates

If this box is checked, Antidote will correct the use of spaces in dates, allowing you to choose the type of space to use in the following date formats: **lundi 2, 2 mai** and **mai 2050**. In all cases, you may choose either a breaking space, a non-breaking space, a thin space or any space.

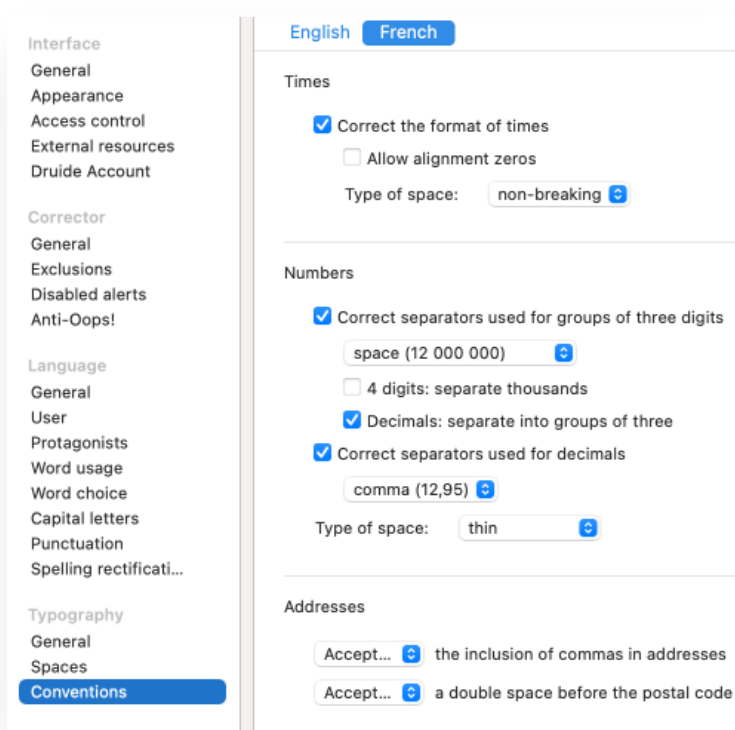
Last names

If this box is checked, Antidote will correct the use of spaces in last names, allowing you to choose the type of space to use in the following types of names: **Mme Roy, Luc Roy, L. Roy** and **de Lamartine**. In all cases, you may choose either a breaking space, a non-breaking space, a thin space or any space.

Others

If this box is checked, Antidote will enforce your choice of spacing in a number of precise contexts. In all cases, you may choose a breaking space, a non-breaking space, a thin space or any space.

CONVENTIONS PANEL



The settings for the French **Conventions** panel work in the same way their English counterparts, but are managed separately to allow for different conventions in the two languages. Standard formatting conventions for times, numbers, addresses and phone numbers in French are quite different from those of English. The French settings also allow for non-standard currency symbols to be accepted by the corrector.

CUSTOMIZATIONS

FRENCH PERSONAL DICTIONARIES

INTRODUCTION

You can add all the French words not recognized by Antidote—little-known proper nouns, neologisms or infrequent technical terms, various acronyms and abbreviations—to your personal dictionaries, either as specifically French entries (usable only within French texts) or as entries (usable in both French and English texts).

For a description of how personal dictionaries work in general, see the **Personal Dictionaries** chapter. Here, we describe only the features that are particular to French personal dictionaries.

FILTERING ENTRIES BY LANGUAGE

You can filter entries in a personal dictionary according to their language by clicking the ☹ icon. Entries for all languages are displayed by default. The **All** option displays all entries regardless of their language. The **French** option displays entries marked as French or . The **English** option displays entries marked as English or . The last column in the list of entries identifies the language of each entry and lets you sort them according to the three possibilities: English (**en**), French (**fr**) and .

ADDING A FRENCH ENTRY

You add a new French term to the personal dictionaries in the same way you do an English term, i.e. by typing its uninflected form (the masculine singular for a noun or adjective, the infinitive for a verb) in the headword field. However, you need to identify the language of the new word in the language menu: *French*, *English* or . For each of these, there are different options in the category menu, located to the right of the language menu. For French, the possible categories are *Noun*, *Adjective*, *Interjection*, *Adverb*, *Latin expression*, *Proper noun*, *Acronym or initialism*, *Verb* and *Prefix*.

Adding a noun

When adding a common noun to a personal dictionary, Antidote requires that you check or uncheck the boxes corresponding to the following properties: does the noun represent a thing or a concept (e.g. *bijou*, *beurre*, *joie*) and, if so, is it an uncountable entity (e.g. *beurre*, *joie*), or a qualification (e.g. *B.Sc.*)? Does the new noun designate a person (e.g. *fillette*) and, if so, does it correspond to a profession (e.g. *linguiste*)? Does it designate an animal (e.g. *panthère*) or a unit of measure (e.g. *km/h*)? The settings in the **Inflection** section define the grammatical gender of the noun and its singular and plural forms. (Antidote automatically inserts the expected forms in these fields.)

Enter your own definition for the noun in the **Definition** section, as you would for new words belonging to any syntactic category. Finally, when the option is checked, Antidote's corrector will take the word and its entry information into account during its analysis. (This is the default option; unchecking it would exclude the word.)

Adding an adjective

When adding an adjective, you are asked to indicate whether the word can also be the name of a resident or native of a place (e.g. *Belge*) or of a spoken language (e.g. *grec*).

Adding an interjection

When adding an interjection, you are asked to specify whether it corresponds to an emotional reaction (e.g. *zut!*), a message to others (e.g. *allo*) or a sound (e.g. *dring*).

Adding an adverb

When adding an adverb, you are asked to specify whether it is an adverb of manner (e.g. *poliment*), time (e.g. *aujourd'hui*) or place (e.g. *partout*).

Adding a Latin expression

When adding a Latin expression, you are asked to specify whether it is used as an adjective (e.g. *service juridique pro bono*) or as an adverb (e.g. *les deux époux sont unis ad æternum*).

Adding a proper noun

When adding a proper noun, you are asked to indicate whether it is a last name, a first name, the name of a company or an organization, a brand name, a place name, a demonym/name of a language, the title of a work, or whether it belongs to some other category.

Adding an acronym or initialism

When adding a new word as an acronym or initialism, you are asked to specify whether it is the name of a company or organization (e.g. *ONU*); a thing or a concept (e.g. *O.P.A.*, *ADN*) and whether it is uncountable or designates a qualification; or a person (e.g. *G.I.G.*, *O.P.*) and whether it designates a profession (e.g. *O.P.*). The settings in the **Inflection** section define the inflected forms of the word in the masculine and feminine, singular and plural (the expected forms are entered automatically).

Adding a verb

When entering a verb, you are asked to indicate how it conjugates. Choose from four verb models: verbs ending in *-er*, like *aimer*; verbs ending in *-ir*, like *finir*, whose third-person imperfect form is *-issait*; verbs ending in *-ir*, like *courir*, which form the imparfait in regular fashion; and verbs ending in *-re*, like *rendre*.

Adding a prefix

When adding a prefix, you are asked to indicate whether it must be followed by a hyphen, whether it never requires a hyphen, or whether the hyphen is optional—for both its traditional and rectified spellings.

Adding a translation

For a new word in either English or French, you can add a translation by clicking the **+** button in the toolbar at the bottom of the **Translations** panel. As soon as you start typing in the text field, Antidote will provide a list of suggestions; select the most suitable option or options.

→ You can only enter a word as a translation if Antidote recognizes it. If the word you want to use as a translation does not exist in Antidote's dictionaries, you must create a separate entry for it in your personal dictionaries before you can add it to your original entry.

Adding a entry

Because proper nouns and acronyms are often identical in English and French, you can add “ entries for these categories to avoid having to enter them separately in each language.

Adding a proper noun

When adding a proper noun, you are asked to define the same properties as you would for an English or French proper noun (i.e. last name, first name, company name, etc.). Indicate the masculine, feminine or gender-neutral forms of the word in the **Inflection** section. Add both a French definition (🔗 **Définition de “Gourmaison”**.) and an English one (🔗 **Definition of “Gourmaison”**.) by selecting the corresponding option from the drop-down menu to the right of the **Definition** section title.

Adding a initialism or acronym

When adding a initialism or acronym, you are asked to define the same properties as you would for a monolingual entry (i.e. company name, thing or concept, person). Indicate the masculine, feminine or gender-neutral forms of the word in the **Inflection** section. Add English and French definitions by selecting the corresponding option from the drop-down menu to the right of the **Definition** section title, as described above.

Note — For more information on personal dictionaries, see the [Personal Dictionaries](#) chapter.

FRENCH CUSTOM RULES

INTRODUCTION

Antidote invites you to play an active role in its correction in French too.


For a description of how custom rules work in general, see the [Custom Rules](#) section of this guide. The characteristics specific to French are described below.

ADDING A FRENCH RULE

Follow the same process when adding a rule specific to French as you would add one for English: simply enter the base form of the trigger word (the singular for a noun or adjective, the infinitive for a verb) in the field. A list of suggestions will appear in the language indicated in the drop-down menu the text field; if the list is in English, select at the bottom to view suggestions for that language. The language drop-down menu changes according to the trigger word’s language. If you choose a **text** trigger (final option in the search suggestions list), the language menu can be set to either **English** or **French**. The rule is triggered when the search string entered in the field occurs in the indicated language.

Note — For more information on custom rules, see the [Custom Rules](#) section.

10 INTEGRATION



Antidote integrates with other software on your computer to support you in your writing process. To do this, it uses *connectors* designed for individual software applications. The **Connectix** utility adds Antidote’s connectors to compatible applications on your computer. Use it as needed to manage your connectors, for example: to add or remove a connector for a given application or to find out how to launch Antidote from within a given application.

INTEGRATING ANTIDOTE WITH YOUR OTHER SOFTWARE

. Connectix will automatically recognize compatible software on your computer and ask if you want to integrate Antidote using the appropriate connectors.

USING ANTIDOTE WITH YOUR OTHER SOFTWARE

For guidance on how to use Antidote’s resources from within other software applications, click the **Use** tab to consult documentation detailing how Antidote interacts with each of your compatible applications. You can also access this documentation directly by clicking (right-click in Windows) the **Antidote Agent** icon (🧪 in the taskbar notification area in Windows; 🧪 in the menu bar on a Mac) then selecting **Using with your other software** from the drop-down menu.

THE ANTIDOTE AGENT

The **Antidote Agent** oversees integration with your other software applications. It provides a menu with management options for certain elements related to integration, such as context-menu content or the Antidote toolbar. In Windows, the Antidote Agent can be found in the notification area of the taskbar, next to the clock. On a Mac, it is located in the menu bar. On both platforms, it is represented by a small Antidote flask icon (🧪 in Windows; 🧪 on a Mac). For more details on using the Antidote Agent, click the **Use** tab.

COMPATIBILITY

Antidote's integration compatibilities can change over time and with the evolution of the software applications themselves. To find out which applications installed on your computer support integration with Antidote, click the **Compatibilities** tab.

11 SYNCHRONIZATION [AVEC-ABONNEMENT]

12 THANKS

Druide would like to thank the following people and organizations:

Pierre Trahan, François Raymond, Cécile Piper, Yvon Delisle, Edward Brisse, Jack Burston, Stéphane Brunelle, Guy d'Orsonnens, Roger Lamoureux, Romain Muller, Michel Saint-Laurent, Philippe O'Connor, Serge Damphousse, Denis Rouleau, Angelo Beàn, Jean Baudot, Paul-André Mathieu, Luc Bergeron, Philippe Erhart, Guy Lapalme, Éric Paquin, Alain Polguère, Agnès Tutin, Simon Louis Lajeunesse, André Lalonde, Ernest Ungureanu, Louise Carrier, Laurent Schuhl, Ronald A. Leroux, Fabrizio Gotti, Philippe Langlais, Alain M. Desrochers, Elliott Macklovitch, the National Bank of Canada, Investissement Québec, Industry Canada, Natural Sciences and Engineering Research Council of Canada, Fondation du Prêt d'Honneur, the *Correspondance* bulletin of the CCDMD, Laboratoire ATILF (CNRS), the Office québécois de la langue française, and all our testers.

13 BIBLIOGRAPHY

Antidote for English – Selected Bibliography

The American Heritage Dictionary of the English Language 4th and 5th eds. Houghton Mifflin Company, 2006 and 2011. Available online at <https://www.ahdictionary.com/>.

ANGLADE, Pierre. *Inventaire étymologique des termes créoles des Caraïbes d'origine africaine* Sémantiques. L'Harmattan, 1998.

Anglo-Norman Dictionary (AND² Online Edition). Aberystwyth University, 2024. <https://anglo-norman.net>.

APRESJAN, Juri. *Systematic Lexicography*. Translated by Kevin Windle. Oxford University Press, 2008.

ASSOCIATED PRESS. *The Associated Press Stylebook* Multiple eds. Associated Press, 2012–2024. Available online at <https://www.apstylebook.com/>.

AUZANNEAU, Bernard, and Yves **AVRIL**. *Dictionnaire latin de poche (latin–français)*. Le Livre de Poche. Librairie Générale Française, 2000.

BACQUET, Paul. *L'étymologie anglaise*. Que sais-je? Presses Universitaires de France, 1976.

BARBER, Charles, Joan C. **BEAL** and Philip A. **SHAW**. *The English Language: A Historical Introduction* Cambridge Approaches to Linguistics. Cambridge University Press, 1993, 2009.

BARBER, Katherine, ed. *Canadian Oxford Dictionary*. 2nd ed. Oxford University Press, 2004. Available online at <https://doi.org/10.1093/acref/9780195418163.001.0001>.

BARBER, Katherine. *Only in Canada, You Say: A Treasury of Canadian Language* Oxford University Press, 2008.

BARBER, Katherine, and Robert **PONTISSO**. *Canadian A–Z of Grammar, Spelling, and Punctuation* Oxford University Press, 2006.

BARBER, Katherine, Heather **FITZGERALD** and Robert **PONTISSO**. *Oxford Canadian Thesaurus of Current English* Oxford University Press, 2006.

BARNHART, Robert K., ed. *The Barnhart Dictionary of Etymology* HarperCollins Publishers, 1995.

BARNHART, Robert K., ed. *Chambers Dictionary of Etymology*. Chambers, 1988.

BOSWORTH, Joseph. *An Anglo-Saxon Dictionary Online*. Edited by Thomas Northcote **TOLLER**, Christ **SEAN** and Ondřej **TICHY**. Charles University (Prague), 2019. <http://www.bosworthtoller.com>.

BRIANS, Paul. *Common Errors in English Usage*. 3rd ed. Williams, James & Co., 2013.

BRINTON, Laurel J., and Leslie K. **ARNOVICK**. *The English Language: A Linguistic History*. Oxford University Press, 2006.

BULHOSEN, Pat, Francesca **LOGI** and Loredana **RIU**, eds. *Compact Oxford Italian Dictionary*. Oxford University Press, 2013.

- CABARD**, Pierre, and Bernard **CHAUVET**. *L'Étymologie des noms des mammifères: Origine et sens des noms des mammifères terrestres et marins d'Europe; Noms scientifiques, noms français et étrangers, symbolique liée aux animaux, biographies des naturalistes dont le nom est utilisé dans la nomenclature*. Éveil Éditeur, 1998.
- CABARD**, Pierre, and Bernard **CHAUVET**. *L'Étymologie des noms d'oiseaux: Origine et sens des noms des oiseaux d'Europe (noms scientifiques, noms français)*. 2nd ed. Éveil Éditeur, 1997.
- Cambridge Dictionary*. Cambridge University Press and Assessment, 2024. <https://dictionary.cambridge.org/>.
- CARNABY**, Trevor. *Beat About the Bush: Birds*. Beat About the Bush Series. Jacana Media, 2009.
- CASSELMAN**, Bill. *Casselmann's Canadian Words: A Comic Browse Through Words and Folk Sayings Invented by Canadians*. McArthur and Company, 1995.
- The Century Dictionary Online*. 2001–2022. <http://www.global-language.com/CENTURY/>.
- The Chicago Manual of Style*. 15th to 18th eds. University of Chicago Press, 2003–2024. Last two editions available online: <http://www.chicagomanualofstyle.org>.
- CHRISTIAN**, Darrell, Sally A. **JACOBSEN** and David **MINTHORN**, eds. *The Associated Press Stylebook and Briefing on Media Law 2013*. Basic Books, 2013.
- Collins English Dictionary*. 2024. <https://www.collinsdictionary.com/dictionary/english>.
- Collins Pocket Reference English Dictionary, Canadian Edition* HarperCollins Publishers, 1991.
- COMRIE**, Bernard. *Aspect: An Introduction to the Study of Verbal Aspect and Related Problems* Cambridge Textbooks in Linguistics. Cambridge University Press, 1976.
- CORNE**, Michel. *DicFro: Dictionnaires français, anglais et latin* 2008–2017. <https://www.micmap.org/dicfro/>.
- CORVEZ**, Pol. *Étymologie du lexique biomédical et de la santé: Manuel de l'étudiant en santé* Sciences humaines en médecine. Ellipses, 2011.
- COUPLAN**, François. *Dictionnaire étymologique de botanique*. La Bibliothèque du naturaliste. Delachaux et Niestlé, 2000.
- CURZAN**, Anne. *Says Who? A Kinder, Funner Usage Guide for Everyone Who Cares About Words* Crown, 2024.
- DAHL**, Östen. *Tense and Aspect Systems* Basil Blackwell, 1985.
- DAVIES**, Mark. *English-Corpora.org*. 2008–2024. <https://www.english-corpora.org>.
- DicoLatin*. 2024. <https://www.dicolatin.com>.
- Dictionaries of the Scots Language= Dictionars o the Scots Leid (DSL)*. Scottish Language Dictionaries, 2024. <https://www.dsl.ac.uk>.
- Dictionary.com*. 2024. <https://www.dictionary.com>.
- DOLLINGER**, Stefan, and Margery **FEE**. *DCHP-2: The Dictionary of Canadianisms on Historical Principles* 2nd ed. University of British Columbia, 2017. <https://www.dchp.ca/dchp2/>.
- DRYER**, Matthew S., and Martin **HASPELMATH**, eds. *World Atlas of Language Structures Online* 2013. <https://wals.info>.

- DUNN**, Mark. *Zounds! A Browser's Dictionary of Interjections* St. Martin's Griffin, 2005.
- EDITORS' ASSOCIATION OF CANADA**. *Editing Canadian English: A Guide for Editors, Writers and Everyone Who Works with Words*. 3rd ed. Editors Canada, 2015.
- EDITORS' ASSOCIATION OF CANADA**. *Editorial Niches: A Companion to Editing Canadian English* 3rd ed. Editors Canada, 2015.
- FOWLER**, Henry Watson. *Fowler's Dictionary of Modern English Usage*. 4th ed. Oxford University Press, 2015. Available online at <https://doi.org/10.1093/acref/9780199661350.001.0001>.
- The Free Dictionary*. Farlex, 2003–2024. <http://www.thefreedictionary.com>.
- GAFFIOT**, Félix. *Dictionnaire latin–français: Le Grand Gaffiot*. New edition. Hachette, 2000. Available online at <https://gaffiot.fr/>.
- GALIMBERTI JARMAN**, Beatriz, ed. *Oxford Spanish Dictionary*. 4th ed. Oxford University Press, 2008.
- GARNER**, Bryan A. *Black's Law Dictionary*. 2nd ed. The Law Dictionary, 2024. <https://thelawdictionary.org>.
- GARNER**, Bryan A. *Garner's Modern English Usage*. 5th ed. Oxford University Press, 2022. Available online at <https://doi.org/10.1093/acref/9780197599020.001.0001>.
- GODEFROY**, Frédéric. *Dictionnaire de l'ancienne langue française et de tous ses dialectes du IX^e au XV^e siècle [...]*. 9 vols. and "Complément". F. Vieweg, 1880–1902. Available online on DicFro, <http://www.micmap.org/dicfro/search/dictionnaire-godefroy> (dictionary) and <http://www.micmap.org/dicfro/search/complément-godefroy> ("Complément").
- GODEFROY**, Frédéric. *Lexique de l'ancien français*. Champion Classiques. Honoré Champion, 2003.
- GRAMLEY**, Stephan. *The History of English: An Introduction*. Routledge, 2012.
- GREEN**, Jonathon. *Green's Dictionary of Slang*. 2024. <https://greensdictofslang.com/>.
- GREENBAUM**, Sidney. *The Oxford Reference Grammar*. Oxford University Press, 2000.
- HARPER**, Douglas. *Online Etymology Dictionary*. 2001–2024. <http://www.etymonline.com>.
- HAUCHECORNE**, Bertrand. *Les Mots et les Maths: Dictionnaire historique et étymologique du vocabulaire mathématique*. Ellipses, 2003, 2014.
- HUDDLESTON**, Rodney, and Geoffrey K. **PULLUM**. *The Cambridge Grammar of the English Language* Cambridge University Press, 2002. Available online at <https://doi.org/10.1017/9781316423530>.
- INVESTOPEDIA**. *Financial Terms Dictionary*. 2024. <https://www.investopedia.com/financial-term-dictionary-4769738>.
- KIPFER**, Barbara Ann, ed. *Roget's International Thesaurus*. 7th ed. HarperCollins, 2011.
- LABOV**, William, Sharon **ASH** and Charles **BOBERG**. *The Atlas of North American English: Phonetics, Phonology and Sound Change; A Multimedia Reference Tool*. Walter de Gruyter, 2005.
- LADEFOGED**, Peter, and Keith **JOHNSON**. *A Course in Phonetics*. 6th ed. Wadsworth, 2011.

- LE GARFF**, Bernard. *Dictionnaire étymologique de zoologie: Comprendre facilement tous les noms scientifiques* La Bibliothèque du naturaliste. Lausanne, Delachaux et Niestlé, 1998.
- LECLERC**, Jacques. *L'aménagement linguistique dans le monde*. 2024. <http://www.axl.cefan.ulaval.ca>.
- LERER**, Seth. *Inventing English: A Portable History of the Language* Columbia University Press, 2007.
- LIDDELL**, Henry George, and Robert **SCOTT**. *A Greek–English Lexicon*. 8th ed. American Book Company, 1901. Available online at <https://archive.org/details/greekenglishlex00lidduoft/>.
- LIDDELL**, Henry George, and Robert **SCOTT**. *An Intermediate Greek–English Lexicon*. American Book Company, 1882. Available online at <https://archive.org/details/intermediategree002716mbp/>.
- Longman Dictionary of Contemporary English*. 4th ed. Longman Dictionary of Contemporary English Series. Pearson Longman, 2003.
- Longman Dictionary of Contemporary English Online*. Pearson Longman, 2024. <http://www.ldoceonline.com>.
- The Macquarie Dictionary and Thesaurus Online*. Pan Macmillan Australia, 2015–2024. <https://www.macquariedictionary.com.au>.
- MARCHETEAU**, Michel, and Lionel **DAHAN**. *Vrais et faux amis en anglais* Langues pour tous. Pocket, 2009.
- McCARTEN**, James, ed. *The Canadian Press Caps and Spelling* 22nd and 23rd eds. The Canadian Press, 2021 and 2022.
- McCARTEN**, James, ed. *The Canadian Press Stylebook* 19th ed. The Canadian Press, 2021.
- McCRUM**, Robert, William **CRAN** and Robert **MacNEIL**. *The Story of English*. Faber and Faber, 1986, 2002.
- MEL'ČUK**, Igor. "Actants in Semantics and Syntax I: Actants in Semantics", *Linguistics* 42, no. 1 (2004): 1–66. <https://doi.org/10.1515/ling.2004.004>.
- MEL'ČUK**, Igor. "Actants in Semantics and Syntax II: Actants in Syntax", *Linguistics* 42, no. 2 (2004): 247–292. <https://doi.org/10.1515/ling.2004.009>.
- MEL'ČUK**, Igor. *Cours de morphologie générale (théorique et descriptive)* 5 vols. Les Presses de l'Université de Montréal with CNRS Éditions, 1993–2000.
- Merriam-Webster Unabridged*. 2024. <https://unabridged.merriam-webster.com/>.
- Merriam-Webster.com Dictionary and Thesaurus*. 2015–2024. <https://www.merriam-webster.com>.
- MLA Style Manual and Guide to Scholarly Publishing* 3rd ed. Modern Language Association of America, 2008.
- MORRISON**, Geoffrey Stewart. "L1 & L2 Production and Perception of English and Spanish Vowels: A Statistical Modelling Approach". PhD diss., University of Alberta, 2006. <https://doi.org/10.7939/r3-sfr5-vr31>.
- MUGGLESTONE**, Lynda. *The Oxford History of English*. Oxford University Press, 2006.
- NATIONAL CANCER INSTITUTE**. *NCI Dictionaries* (including the *NCI Dictionary of Cancer Terms*, the *NCI Dictionary of Genetics Terms* and the *NCI Drug Dictionary*). U.S. Department of Health and Human Services, National Institutes of Health, 2024. <https://www.cancer.gov/publications/dictionaries>.

- O'CONNOR**, Patricia T., and Stewart **KELLERMAN**. *Origins of the Specious: Myths and Misconceptions of the English Language*. Random House, 2009.
- OREL**, Vladimir. *A Handbook of Germanic Etymology*. Brill, 2003. Available online at <https://archive.org/details/Orel-AHandbookOfGermanicEtymology>.
- Oxford Advanced Learner's Dictionary*. Oxford Learner's Dictionaries. Oxford University Press, 2024. <https://www.oxfordlearnersdictionaries.com/>.
- Oxford Dictionary of Rhymes*. Oxford Paperback Reference. Oxford University Press, 2006, 2007. Available online at <https://doi.org/10.1093/acref/9780192806888.001.0001>.
- Oxford English Dictionary*. Oxford University Press, 2015–2024. <https://www.oed.com>.
- Oxford Languages*. Oxford University Press, 2024. <https://languages.oup.com/>.
- Oxford Reference*. Oxford University Press, 2024. <https://www.oxfordreference.com/>.
- PARTRIDGE**, Eric. *Origins: A Short Etymological Dictionary of Modern English*. Routledge, 1958.
- PINKER**, Steven. *The Sense of Style: The Thinking Person's Guide to Writing in the 21st Century*. Viking, 2014.
- PLAIN LANGUAGE ACTION AND INFORMATION NETWORK (PLAIN)**. *Federal Plain Language Guidelines*. March 2011 (rev. May 2011). <https://www.plainlanguage.gov/media/FederalPLGuidelines.pdf>.
- POLGUÈRE**, Alain. *Lexicologie et sémantique lexicale*. Paramètres. Les Presses de l'Université de Montréal, 2008.
- PRINCETON UNIVERSITY**. *WordNet*. Version 3.1. Princeton University, 2010. <http://wordnetweb.princeton.edu/perl/webwn>.
- PULLUM**, Geoffrey K., and William A. **LADUSAW**. *Phonetic Symbol Guide*. 2nd ed. University of Chicago Press, 1996.
- QUIRK**, Randolph, Sidney **GREENBAUM**, Geoffrey **LEECH** and Jan **SVARTVIK**. *A Comprehensive Grammar of the English Language*. Pearson Longman, 2012.
- Random House Webster's College Dictionary*. McGraw-Hill, 1991.
- REY**, Alain, ed. *Le Grand Robert de la langue française: Dictionnaire alphabétique et analogique de la langue française*. 2nd ed. 9 vols. Dictionnaires Le Robert, 1990.
- REY**, Alain, Marianne **TOMI**, Tristan **HORDÉ** and Chantal **TANET**. *Dictionnaire historique de la langue française* [...]. Dictionnaires Le Robert, 1992, 1998.
- RICKFORD**, John Russell, and Russell John **RICKFORD**. *Spoken Soul: The Story of Black English*. John Wiley & Sons, 2007.
- RITTER**, R. M. *New Hart's Rules: The Handbook of Style for Writers and Editors*. Oxford University Press, 2005.
- RODALE**, J. I., ed. *Synonym Finder*. Rev. ed. Grand Central Publishing, 1981.
- ROSENTHAL**, Saul H., Catherine R. **OSTROW** and Jean-Marc **BARDAL**. *Mieux parler anglais: Faux amis*. Wheatmark, 2008.
- ROSS**, Arthur, G. *English–Old Norse Dictionary*. Linguistic Series. In Parentheses Publications, 2002.

- ROWLETT**, Russ. "How Many? A Dictionary of Units of Measurement". *ibiblio*, 2018. <https://www.ibiblio.org/units/>.
- RUNDELL**, Michael, ed. *Macmillan English Dictionary for Advanced Learners of American English* Palgrave Macmillan, 2002.
- SCHOLZE-STUBENRECHT**, Werner, John Bradbury **SYKES**, M. **CLARK** and Olaf **THYEN**, eds. *Oxford German Dictionary: German–English, English–German*. 3rd ed. Oxford University Press, 2008.
- SHOPEN**, Timothy, ed. *Language Typology and Syntactic Description*. Vol. 3, *Grammatical Categories and the Lexicon* Cambridge University Press, 1995.
- SIEGAL**, Allan M., and William G. **CONNOLLY**. *The New York Times Manual of Style and Usage* Rev. ed. Three Rivers Press, 1999.
- SIL GLOBAL**. "French/English Glossary of Linguistic Terms". 2024. <https://feglossary.sil.org/?language=en>.
- SKEAT**, Walter W. *An Etymological Dictionary of the English Language* 4th ed. Oxford Clarendon Press, 1910. Available online at <https://archive.org/details/etymologicaldict00skeat>.
- SMITHERMAN**, Geneva. *Black Talk: Words and Phrases from the Hood to the Amen Corner* Rev. ed. Houghton Mifflin, 2000.
- STEVENSON**, Angus, ed. *Oxford Dictionary of English*. 3rd ed. Oxford University Press, 2010. Available online at <https://doi.org/10.1093/acref/9780199571123.001.0001>.
- STEVENSON**, Angus, and Christine A. **LINDBERG**, eds. *New Oxford American Dictionary*. 3rd ed. Oxford University Press, 2010. Available online at <https://doi.org/10.1093/acref/9780195392883.001.0001>.
- STRUNK**, William, Jr., and E. B. **WHITE**. *The Elements of Style, with Revisions, an Introduction, and a Chapter on Writing by E. B. White*. 4th ed. Pearson, 2000.
- Thesaurus.com*. 2024. <http://www.thesaurus.com>.
- TRANSLATION BUREAU**. *The Canadian Style: A Guide to Writing and Editing* 2nd ed. Public Works and Government Services Canada, 1997.
- TRANSLATION BUREAU**. *TERMIUM Plus: The Government of Canada's Terminology and Linguistic Data Bank* Public Works and Government Services Canada, 2015–2024. <https://www.btb.termiumplus.gc.ca>.
- Trésor de la langue française informatisé (TLFi)* Analyse et traitement informatique de la langue française (ATILF) and Centre national de la recherche scientifique (CNRS), with University of Lorraine, 2024. <http://atilf.atilf.fr/>.
- TUGGY**, David. "Ambiguity, Polysemy, and Vagueness". *Cognitive Linguistics* 4, no. 3 (1993): 273–290. <https://doi.org/10.1515/cogl.1993.4.3.273>.
- Urban Dictionary*. 1999–2024. <https://www.urbandictionary.com>.
- VENDLER**, Zeno. *Linguistics in Philosophy*. Cornell University Press, 1967.
- Webster's New World College Dictionary*. 5th ed. Houghton Mifflin Harcourt, 2016.
- WEEKLEY**, Ernest. *An Etymological Dictionary of Modern English*. John Murray, 1921. Available online at <https://archive.org/details/etymologicaldict00weekuoft/page/n7/mode/2up>.

WEISSTEIN, Eric W. "MathWorld: A Wolfram Web Resource". Wolfram, 1999–2024.

<https://mathworld.wolfram.com/FundamentalSystem.html>.

WELLS, J. C. "Syllabification and Allophony". In *Studies in the Pronunciation of English: A Commemorative Volume in Honour of A. C. Gimson*, edited by Susan **RAMSARAN**. Routledge Library Editions: The English Language. Routledge, 1990.

WELLS, J. C., ed. *Longman Pronunciation Dictionary*. 3rd ed. Pearson Longman, 2008.

WIERZBICKA, Anna. *Lexicography and Conceptual Analysis*. Karoma, 1985.

Wikidata. Wikimedia Foundation, 2024. <https://www.wikidata.org>.

Wikipedia: The Free Encyclopedia. Wikimedia Foundation, 2024. <https://en.wikipedia.org>.

Wiktionary: The Free Dictionary. Wikimedia Foundation, 2024. <https://en.wiktionary.org>.

WOODHOUSE, S. C. *English–Greek Dictionary: A Vocabulary of the Attic Language* George Routledge & Sons, 1910.

Available online at the University of Chicago Library,

https://artflsrv04.uchicago.edu/efts/woodhouse/woodhouse_search.html.

WordReference.com: Online Language Dictionaries. 2024. <https://www.wordreference.com/>.

YIN, Karen, ed. *Conscious Style Guide*. 2015–2024. <https://consciousstyleguide.com/>.

YIN, Karen. *The Conscious Style Guide: A Flexible Approach to Language That Includes, Respects, and Empowers* Little, Brown Spark, 2024.

YOUNGING, Gregory. *Elements of Indigenous Style: A Guide for Writing By and About Indigenous Peoples* Brush Education, 2018.

ZALTA, Edward N., ed. *The Stanford Encyclopedia of Philosophy*. The Metaphysics Research Lab, Department of Philosophy, Stanford University, 2024. <https://plato.stanford.edu/>.

Antidote for French – Selected Bibliography

ABEILLÉ, Anne, and Danièle **GODARD**, eds. *La Grande Grammaire du français*. Actes Sud and Imprimerie nationale Éditions, 2021.

AQUIEN, Michèle, and Georges **MOLINIÉ**. *Dictionnaire de rhétorique et de poétique*. Le Livre de Poche; La Pochothèque; Encyclopédies d'aujourd'hui. Librairie Générale Française, 1996.

ARCHAMBAULT, Louise, and Maria **POPICA**. *Le Condensé: Nouvelle Grammaire en tableaux; Français langue seconde* Éditions CEC, 2014.

ATKINS, Beryl T., Alain **DUVAL** and Rosemary C. **MILNE**. *Le Robert & Collins: Dictionnaire français-anglais, anglais-français = The Collins–Robert French–English, English–French Dictionary*. 2nd ed. Dictionnaires Le Robert and Collins, 1987. Available online at <https://grc.lerobert.com/>.

AUGER, Pierre, Normand **BEAUCHEMIN** and Claude **POIRIER**. *Dictionnaire du français plus: À l'usage des francophones d'Amérique*. Centre éducatif et culturel, 1988.

AUZANNEAU, Bernard, and Yves **AVRIL**. *Dictionnaire latin de poche (latin-français)*. Le Livre de Poche. Librairie Générale Française, 2000.

BALLARD, Michel. *Les Faux Amis*. Universités, anglais. Ellipses, 1999.

BARATIN, Marc, and Marianne **BARATIN-LORENZI**. *Dictionnaire Hachette des synonymes*. Hachette, 1996.

Base historique du vocabulaire français (BHVF) Analyse et traitement informatique de la langue française (ATILF) and Centre national de la recherche scientifique (CNRS), with Nancy 2 and Nancy 1 Universities, 2024.

<http://atilf.atilf.fr/jykervei/ddl.htm>.

BEAUCHESNE, Jacques, Maude **BEAUCHESNE** and Kim **BEAUCHESNE**. *Le Grand Dictionnaire des cooccurrences*. Guérin, 2009.

BECQUER, Annie, Bernard **CERQUIGLINI**, Nicole **CHOLEWKA**, Martine **COUTIER**, Josette **FRÉCHER** and Marie-Josèphe **MATHIEU**. *Femme, j'écris ton nom...: Guide d'aide à la féminisation des noms de métiers, titres, grades et fonctions* La Documentation française, 1999. Available online at <https://www.vie-publique.fr/files/rapport/pdf/994001174.pdf>.

BÉLANGER, Thérèse. *Dictionnaire grammatical des verbes*. Éditions MATA, 1996.

BÉNAC, Henri. *Le Dictionnaire des synonymes, conforme au dictionnaire de l'Académie française* Hachette, 1982.

Bescherelle 1. L'Art de conjuguer: Dictionnaire de 12 000 verbes. Bescherelle. Hurtubise HMH, 1991.

Bescherelle 2. L'Orthographe pour tous. Bescherelle. Hurtubise HMH, 1991.

Bescherelle 3. La Grammaire pour tous. Bescherelle. Hurtubise HMH, 1998.

BIBLIOTHÈQUE ET ARCHIVES NATIONALES DU QUÉBEC. *Plateformes numériques sur les langues* 2024.

<https://www.banq.qc.ca/plateformes-numeriques-langues/>.

BIRON, Monique, and Gisèle **DELAGE**. *Au féminin: Guide de féminisation des titres de fonction et des textes* Guides de l'Office de la langue française. Les Publications du Québec, 1991.

BORNECQUE, Henri, and Fernand **CAUËT**. *Dictionnaire latin-français*. Eugène Belin, 1967.

BOULANGER, Jean-Claude, and Alain **REY**, eds. *Dictionnaire québécois d'aujourd'hui: Langue française, histoire, géographie, culture générale*. DicoRobert, 1992.

BOUSSINOT, Roger. *Dictionnaire Bordas des synonymes, analogies, antonymes*. 2nd ed. Les Référents Bordas. Bordas, 1987.

BUREAU DE LA TRADUCTION. *Le Guide du rédacteur*. 2nd ed. Travaux publics et services gouvernementaux Canada, 1996. Available online at <https://www.btb.termiumplus.gc.ca/tpv2guides/guides/redac/index-fra.html>.

BUREAU DE LA TRADUCTION. *TERMIUM Plus, la banque de données terminologiques et linguistiques du gouvernement du Canada*. Services publics et Approvisionnement Canada, 2024. <http://www.btb.termiumplus.gc.ca>.

CAJOLET-LAGANIÈRE, Hélène, Pierre **MARTEL** and Chantal-Édith **MASSON**. *Usito*. Université de Sherbrooke, 2013–2024. <https://usito.usherbrooke.ca/>.

CARADEC, François. *Dictionnaire du français argotique et populaire* Expression. Larousse-Bordas, 1998.

- CARDINAL**, Pierre, with Marie-Paule **LAVIOLETTE-CHARTRAND**, Christine **HÉBERT** and Christiane **MELANÇON**. *Le VocabulAIDE. Influences de l'anglais – vraies et prétendues – et usages en transition*. Les Presses de l'Université d'Ottawa, 2010.
- CATACH**, Nina, ed. *Dictionnaire historique de l'orthographe française*. Trésors du français. Larousse, 1998.
- CAYROU**, Gaston. *Le Français classique: Lexique de la langue du XVII^e siècle [...]*. Didier, 1948.
- CELLARD**, Jacques, and Alain **REY**. *Dictionnaire du français non conventionnel*. Hachette, 1980.
- Centre national de ressources textuelles et lexicales, 2024. <http://www.cnrtl.fr>.
- CHARTRAND**, Suzanne-G., and Jacqueline **FORTIN**. *Grammaire pédagogique du français d'aujourd'hui*. Graficor, 1999.
- CHAZAUD**, Henri Bertaud du. *Dictionnaire des synonymes et contraires*. Les Usuels du Robert. Dictionnaires Le Robert, 1996.
- CHOUINARD**, Camil. *1 300 pièges du français parlé et écrit*. Rev. ed. Éditions La Presse, 2003.
- CLAPIN**, Sylva. *Dictionnaire canadien-français*. Vol. 2, *Langue française au Québec, 3^e section: Lexicologie et lexicographie*. Presses de l'Université Laval, (1894) 1974.
- CLAS**, André, and Émile **SEUTIN**. *J'parle en tarmes: Dictionnaire des locutions et expressions figurées au Québec*. Sodilis, 1989.
- CLAS**, André, and Émile **SEUTIN**. *Recueil de difficultés du français commercial*. McGraw-Hill, 1980.
- COLIN**, Jean-Paul. *Dictionnaire des difficultés du français*. Les Usuels du Robert. Dictionnaires Le Robert, 1994.
- COMMISSION DE TOPONYMIE**. *Noms et lieux du Québec: Dictionnaire illustré*. Les Publications du Québec, 1994.
- CONTANT**, Chantal. *Grand Vadémécum de l'orthographe moderne recommandée: Cinq millepattes sur un nénufar*. Éditions De Champlain S. F., 2009.
- CORBEIL**, Jean-Claude, and Ariane **ARCHAMBAULT**. *Le Nouveau Dictionnaire visuel: Français-anglais*. Québec Amérique, 2002.
- CORNE**, Michel. *DicFro: Dictionnaires français, anglais et latin 2008–2017*. <https://micmap.org/dicfro/>.
- COTTEZ**, Henri. *Dictionnaire des structures du vocabulaire savant*. 4th ed. Les Usuels du Robert. Dictionnaires Le Robert, 1986.
- CRANE**, Gregory R., ed. *Perseus Digital Library*. Tufts University, 2008–2009. <http://www.perseus.tufts.edu/hopper/>.
- DAGENAIS**, Gérard. *Dictionnaire des difficultés de la langue française au Canada*. 2nd ed. Les Éditions françaises, 1984.
- DARBELNET**, Jean. *Dictionnaire des particularités de l'usage*. Rev. ed. Presses de l'Université du Québec, 1988.
- DELAS**, Daniel, and Danièle **DELAS-DEMON**. *Dictionnaire des idées par les mots*. Les Usuels du Robert. Dictionnaires Le Robert, 1989.
- DEL COURT**, Christian. *Dictionnaire du français de Belgique*. 2 vols. Le Cri dictionnaire. Le Cri, 1998–1999.

- DELISLE**, Yvon. *Mieux dire, mieux écrire: Petit corrigé des 2 000 énoncés les plus malmenés au Québec* Éditions Septembre, 2007.
- DEPECKER**, Loïc. *Les Mots des régions de France* Le Français retrouvé. Belin, 1992.
- DEROY**, Louis, and Marianne **MULON**. *Dictionnaire des noms de lieux*. Les Usuels du Robert. Dictionnaires Le Robert, 1992.
- DESJARDINS**, Nancy, with Caroline **DAULT**. *Par ici: Méthode de français, B2 / 7-8* Éditions MD, 2020.
- DESJARDINS**, Nancy, Rachel **SAUVÉ** and Michel **USEREAU**. *Par ici: Méthode de français, A2 / 3-4* Éditions MD, 2015.
- DESRUISSEAU**, Pierre. *Dictionnaire des expressions québécoises*. Rev. ed. Bibliothèque québécoise, 1990.
- DicoLatin*. 2024. <https://www.dicolatin.com>.
- Dictionnaire de l'Académie française*. 9th ed. 1992. <http://atilf.atilf.fr/academie9.htm>.
- Dictionnaire de l'Académie française*. 1st to 9th eds. 1993–2024. <https://www.dictionnaire-academie.fr/>.
- Dictionnaire de la langue française: Lexis* New ed. Larousse, 1990.
- Dictionnaire des francophones*. Version 3.x. 2024. <https://www.dictionnairedesfrancophones.org/presentation>.
- Dictionnaire Hachette*. Multiple yearly eds. Hachette Livres, 2003–2022.
- Dictionnaires d'autrefois*. The ARTFL Project, University of Chicago, Division of the Humanities, Departement of Romance Languages and Literatures, 2024. <http://artfl-project.uchicago.edu/content/dictionnaires-dautrefois>.
- DRILLON**, Jacques. *Traité de la ponctuation française* Tel. Gallimard, 1991.
- DUBOIS**, Jean, Mathée **GIACOMO**, Louis **GUESPIN**, Christiane **MARCELLESI**, Jean-Baptiste **MARCELLESI** and Jean-Pierre **MÉVEL**. *Dictionnaire de linguistique*. Larousse-Bordas/VUEF, 2001.
- DUBOIS**, Jean, and René **LAGANE**. *La Nouvelle Grammaire du français*. New ed. Larousse, 1986.
- DUCHESNE**, Louis. *Les Prénoms: Des plus rares aux plus courants au Québec* Éditions du Trécaré, 2001.
- DUGAS**, André, and Hubert **MANSEAU**. *Les Verbes logiques: Guide pratique; Tous les verbes, tous les modèles de conjugaison, les verbes transitifs, les verbes intransitifs, les verbes pronominaux, les verbes défectifs, les propositions verbales*. Logiques, 1996.
- DUGAS**, André, and Bernard **SOUCY**. *Le Dictionnaire pratique des expressions québécoises*. Éditions Logiques, 1991.
- DULONG**, Gaston. *Dictionnaire des canadianismes*. New ed. Éditions du Septentrion, 1999.
- DUNETON**, Claude. *La Puce à l'oreille: Anthologie des expressions populaires avec leur origine* Stock, 1978.
- DUNETON**, Claude, and Sylvie **CLAVAL**. *Le Bouquet des expressions imagées: Encyclopédie thématique des locutions figurées de la langue française*. Seuil, 1990.
- DUNN**, Oscar. *Glossaire franco-canadien: Reproduction de l'édition originale de 1880* Vol. 4, *Langue française au Québec, 3^e section: Lexicologie et lexicographie*. Presses de l'Université Laval, 1976.
- DUPRIEZ**, Bernard. *Gradus: Les Procédés littéraires, dictionnaire*. Éditions 10/18, 1984.

- DUPUIS**, Hector, and Romain **LÉGARÉ**. *Dictionnaire des synonymes et des antonymes*. New ed. Fides, 1979.
- ÉCOLE NATIONALE DES CHARTES**. *Conseils pour l'édition des textes médiévaux, fascicule I: Conseils généraux* Orientations et méthodes. Comité des travaux historiques et scientifiques, Groupe de recherche La civilisation de l'écrit au Moyen Âge, 2005.
- ELUERD**, Roland. *Les Mots qui ont perdu leur latin* Vie des mots. Pierre Belfond, 1989.
- ENCKELL**, Pierre, and Pierre **RÉZEAU**. *Dictionnaire des onomatopées*. Presses Universitaires de France, 2003.
- Encyclopædia universalis*. 30 vols. Encyclopædia universalis, 1995–1996. Available online at <https://www.universalis.fr/>.
- Encyclopédie des sciences de la nature* Larousse, 1995.
- FOREST**, Constance, and Denise **BOUDREAU**. *Le Colpron: Dictionnaire des anglicismes*. 3rd ed. Beauchemin, 1999.
- FRANCARD**, Michel, Geneviève **GERON**, Régine **WILMET** and Aude **WIRTH**. *Dictionnaire des belgicismes*. De Boeck Supérieur, 2010.
- FranceTerme. Ministère de la Culture, République française, 2024. <https://www.culture.fr/franceterme>.
- GAFFIOT**, Félix. *Dictionnaire latin–français: Le Grand Gaffiot*. New ed. Hachette, 2000. Available online at <https://gaffiot.fr/>.
- GAGNIÈRE**, Claude. *Pour tout l'or des mots; Au bonheur des mots; Des mots et merveilles* Bouquins. Robert Laffont, 1997.
- GARCIA**, Flavia. *En avant la grammaire! Cahier de perfectionnement, niveau intermédiaire 1* En avant la grammaire! Éditions MD, 2012.
- GARCIA**, Flavia. *En avant la grammaire! Cahier de perfectionnement, niveau intermédiaire 2* En avant la grammaire! Éditions MD, 2012.
- GARCIA**, Flavia. *En avant la grammaire! Niveau avancé, cahier et corrigé*. En avant la grammaire! Éditions MD, 2002.
- GENOUVRIER**, Émile, Claude **DÉSIRAT** and Tristan **HORDÉ**. *Dictionnaire des synonymes*. Larousse, 1996.
- GILBERT**, Pierre. *Dictionnaire des mots contemporains*. New ed. Les Usuels du Robert. Dictionnaires Le Robert, 1987.
- GILDER**, Alfred. *Et si l'on parlait français? Essai sur une langue universelle* Documents. Le Cherche midi éditeur, 1993.
- GIRODET**, Jean. *Pièges et difficultés de la langue française* Bordas, 1986.
- GODEFROY**, Frédéric. *Dictionnaire de l'ancienne langue française et de tous ses dialectes du IX^e au XV^e siècle [...]*. 9 vols. and "Complément". F. Vieweg, 1880–1902. Available online at DicFro, <http://www.micmap.org/dicfro/search/dictionnaire-godefroy> (dictionary) and <http://www.micmap.org/dicfro/search/complement-godefroy> ("Complément").
- GODEFROY**, Frédéric. *Lexique de l'ancien français*. Champion Classiques. Honoré Champion, 2003.
- GOVERNEMENT DU CANADA**. *Ressources du Portail linguistique du Canada* 2024. <https://www.noslangues-ourlanguages.gc.ca/fr/index>.
- Grand Larousse encyclopédique en dix volumes* 10 vols. Larousse, 1960–1964.

- GREVISSE**, Maurice. *Le Français correct: Guide pratique*. 3rd ed. Duculot, 1982.
- GREVISSE**, Maurice, and André **GOOSSE**. *Le Bon Usage*. 13th to 16th eds. De Boeck Duculot and De Boeck Supérieur, 1993–2016.
- GREVISSE**, Maurice, and André **GOOSSE**. *Nouvelle Grammaire française*. 3rd ed. De Boeck Supérieur, 1995.
- GROSS**, Maurice. *Grammaire transformationnelle du français*. Vol. 3, *Syntaxe de l'adverbe*. ASSTRIL, 1986.
- GROSS**, Maurice. *Méthode en syntaxe: Régime des constructions complétives*. Hermann with University Vincennes, 1975.
- Guide du typographe romand: Règles et grammaire typographiques à l'usage des auteurs, éditeurs, compositeurs et correcteurs de langue française*. Groupe de Lausanne de l'Association suisse des compositeurs à la machine, 1982.
- GUILBERT**, Louis, René **LAGANE** and Georges **NIIBEY**, eds. *Grand Larousse de la langue française*. 7 vols. Larousse, 1989. <https://gallica.bnf.fr/ark:/12148/bpt6k1200532b>.
- GUILLOTON**, Noëlle, and Hélène **CAJOLET-LAGANIÈRE**. *Le Français au bureau*. 4th to 7th eds. Les Publications du Québec, 1996–2014.
- GUÉRY**, Louis. *Dictionnaire des règles typographiques*. 2nd ed. Techniques rédactionnelles. Éditions CFPJ, 2000.
- HANSE**, Joseph. *Nouveau Dictionnaire des difficultés du français moderne*. 2nd ed. Duculot, 1987.
- HAUT CONSEIL À L'ÉGALITÉ ENTRE LES FEMMES ET LES HOMMES**. *Pour une communication publique sans stéréotype de sexe: Guide pratique*. La Documentation française, 2016. Available online at https://www.haut-conseil-egalite.gouv.fr/IMG/pdf/hcefh__guide_pratique_com_sans_stereo-_vf-_2015_11_05.pdf.
- JOUETTE**, André. *Dictionnaire d'orthographe et expression écrite*. Les Usuels du Robert. Dictionnaires Le Robert, 1993.
- LABORDERIE**, Noëlle. *Précis de phonétique historique*. 2nd ed. 128. Armand Colin, 2009.
- LACROUX**, Jean-Pierre. *Orthotypographie: Orthographe & typographie françaises, dictionnaire raisonné* 2007. <http://www.orthotypographie.fr/>.
- LARIVIÈRE**, Louise-Laurence. *Guide de féminisation des noms communs de personnes*. Fides, 2005.
- Larousse.fr: Encyclopédie et dictionnaires gratuits en ligne*. Larousse, 2024. <http://www.larousse.fr>.
- LAURIN**, Jacques. *Corrigeons nos anglicismes*. Éditions de l'Homme, 1975.
- LECOINTE**, Jean. *Dictionnaire des synonymes et des équivalences*. Le Livre de Poche; Les Usuels de poche. Librairie générale française, 1993.
- LEEMAN-BOUIX**, Danielle. *Les Fautes de français existent-elles?* Seuil, 1994.
- LEFRANÇOIS**, Pascale. *L'Orthographe déjouée*. Les Secrets d'une championne. Mondia, 1995.
- LEROND**, Alain. *Dictionnaire de la prononciation*. Larousse, 1980.
- Lexique des règles typographiques en usage à l'Imprimerie nationale*. Imprimerie nationale, 1990.

- LIDDELL**, Henry George, and Robert **SCOTT**. *A Greek–English Lexicon*. 8th ed. American Book Company, 1901. Available online at <https://archive.org/details/greekenglishlex00lidduoft/page/ii/mode/2up>.
- LOUIS**, Armel. *Dictionnaire des rimes et assonances, illustré par 3 000 citations de poèmes et chansons* Les Usuels du Robert. Dictionnaires Le Robert, 1997.
- MALO**, Marie. *Guide de la communication écrite au cégep, à l’université et en entreprise* Québec Amérique, 1996.
- MARIE-VICTORIN**, Frère. *Flore laurentienne*. Les Presses de l’Université de Montréal, 1964.
- MARQUIS**, André. *Le Style en friche ou l’art de retravailler ses textes: 75 fiches illustrant des erreurs et des maladroites stylistiques*. Triptyque, 1998.
- MARTEL**, Pierre, and Hélène **CAJOLET-LAGANIÈRE**. *Le Français québécois: Usages, standard et aménagement* Diagnostic. Presses de l’Université Laval, 1996.
- MARTINET**, André, and Henriette **WALTER**. *Dictionnaire de la prononciation française dans son usage réel* France-Expansion, 1973.
- MAZARGUIL-KIZIRIAN**, Véronique, and Jean-Thierry **LE BOUGNEC**. *Phonétique et méthodologie de la prononciation*. 3 vols. CNED and Alliance française Paris Île-de-France, 2008.
- MEL’ČUK**, Igor, ed. *Dictionnaire explicatif et combinatoire du français contemporain: Recherches lexico-sémantiques*. 4 vols. Les Presses de l’Université de Montréal, 1984–1999.
- Mémo Larousse: Encyclopédie générale visuelle et thématique* Larousse, 1989.
- MÉNARD**, Louis, et al. *Dictionnaire de la comptabilité et de la gestion financière: Anglais–français avec index français–anglais*. Institut canadien des comptables agréés, 2011.
- MENEY**, Lionel. *Dictionnaire québécois français*. Guérin, 1999.
- MERLE**, Pierre. *Le Dico du français branché*. Les Dicos de Point-Virgule. Seuil, 1999.
- MOINGEON**, Marc, ed. *Dictionnaire universel francophone*. Hachette/EDICEF and AUPELF-UREF (Agence francophone pour l’enseignement supérieur et la recherche), 1997.
- MONTREYNAUD**, Florence, Agnès **PIERRON** and François **SUZZONI**. *Dictionnaire de proverbes et dictons*. New ed. Les Usuels du Robert. Dictionnaires Le Robert, 1989.
- MOREAU**, Marie-Louise, and Anne **DISTER**. *Mettre au féminin: Guide de féminisation des noms de métier, fonction, grade ou titre*. 3rd ed. Ministère de la Fédération Wallonie-Bruxelles, 2014.
- MOREAU**, Thérèse. *Écrire les genres: Guide romand d’aide à la rédaction administrative et législative épïcène* Bureau de promotion de l’égalité et de prévention des violences and Conférence latine des déléguées à l’égalité des droits entre femmes et hommes, 2001. Available online at <https://www.ge.ch/document/9323/telecharger>.
- MOREAU**, Thérèse. *Le Nouveau Dictionnaire féminin-masculin des professions, des titres et des fonctions* Metropoches dictionnaires. Metropolis, 1999.
- MOREAU**, Thérèse. *Pour une éducation épïcène: Guide de rédaction et de ressources pour des documents scolaires s’adressant aussi bien aux filles qu’aux garçons*. Réalités sociales, 1994.

- MORIER**, Henri. *Dictionnaire de poétique et de rhétorique*. 4th ed. Presses Universitaires de France, 1989.
- NÈGRE**, Xavier. *Lexilogos*. 2002–2024. <https://www.lexilogos.com/>.
- NICOLLIER**, Alain. *Dictionnaire des mots suisses de la langue française: Mille mots inconnus en France usités couramment par les Suisses*. Éditions Grands Voyages d'Art, 1990.
- NIOBEY**, Georges, ed. *Nouveau Dictionnaire analogique*. Larousse, 1980–1987.
- OFFICE QUÉBÉCOIS DE LA LANGUE FRANÇAISE**. *Banque de dépannage linguistique*. Available at *Vitrine linguistique*. 2024. <https://vitrinelinguistique.oqlf.gouv.qc.ca/banque-de-depannage-linguistique>.
- OFFICE QUÉBÉCOIS DE LA LANGUE FRANÇAISE**. *Énoncé d'une politique linguistique relative aux québécoismes*. Gouvernement du Québec, 1985.
- OFFICE QUÉBÉCOIS DE LA LANGUE FRANÇAISE**. *Grand Dictionnaire terminologique*. Available at *Vitrine linguistique*. 2024. <https://vitrinelinguistique.oqlf.gouv.qc.ca>.
- ORGANISATION DES NATIONS UNIES**. Département des affaires économiques et sociales, 2024. <https://www.un.org/french/esa/desa/divisions.html>.
- panOccitan.org*. *Le Dictionnaire occitan-français*. 2005–2008. Archived at <https://web.archive.org/web/20081030061435/http://www.panoccitan.org/diccionari.aspx>.
- Le Petit Larousse illustré*. Multiple yearly eds. Larousse, 1993–2025.
- PHILIPPE**, Marie-Élaine, Marie-Claude **BOIVIN** and Reine **PINSONNEAULT**. *Bien écrire: La Grammaire revue au fil des textes littéraires*. 2nd ed. Bien écrire. Beauchemin, 2003.
- PICABIA**, Lélia. *Les Constructions adjectivales en français: Systématique transformationnelle*. Langue & Cultures. Droz, 1978.
- PICHETTE**, Jean-Pierre. *Le Guide raisonné des jurons: Langue, littérature, histoire et dictionnaire des jurons*. Mémoires d'homme. Les Quinze, 1980.
- PICOCHÉ**, Jacqueline. *Dictionnaire étymologique du français*. Les Usuels du Robert. Dictionnaires Le Robert, 1989.
- PIRON**, Sophie. *Grammaire française: Mise à niveau (volume 1); Supérieur et formation continue* 3rd ed. De Boeck Supérieur, 2023.
- PIRON**, Sophie. *Grammaire française: Perfectionnement (volume 2); Supérieur et formation continue*. 2nd ed. De Boeck Supérieur, 2022.
- PIVETEAU**, Vianney = **PIVETEA**, Vianney. *Dicopoitevin: Dictionnaire français-poitevin-saintongeais en ligne = Dicciounaere poetevin-séntunjhaes-françaes su l'arantéle*. 1996–2021. <http://dicopoitevin.free.fr>.
- POIRIER**, Claude, ed. *Dictionnaire historique du français québécois*. Presses de l'Université Laval, 1998. Available online at <https://www.dhfq.org/>.
- POIRIER**, Pascal. *Glossaire acadien*. 5 vols. Centre d'études acadiennes de l'Université de Moncton, 1953–1977.
- PÉCHOIN**, Daniel, ed. *Thésaurus Larousse: Des mots aux idées, des idées aux mots*. Larousse, 1991–1992.

- PÉCHOIN**, Daniel, and Bernard **DAUPHIN**. *Dictionnaire des difficultés du français d'aujourd'hui* Expression. Larousse-Bordas, 1998.
- RAMAT**, Aurel, and Anne-Marie **BENOIT**. *Le Ramat de la typographie*. 10th and 11th eds. Anne-Marie Benoit éditrice, 2012 and 2017.
- RAMAT**, Aurel, and Romain **MULLER**. *Le Ramat européen de la typographie* Éditions De Champlain S. F., 2009.
- REY**, Alain, ed. *Le Grand Robert de la langue française: Dictionnaire alphabétique et analogique de la langue française* 2nd ed. 9 vols. Dictionnaires Le Robert, 1990.
- REY**, Alain, ed. *Le Grand Robert de la langue française—Version numérique* Dictionnaires Le Robert, 2018–2024. <https://grandrobert.lerobert.com/>.
- REY**, Alain, ed. *Le Grand Robert des noms propres: Dictionnaire universel alphabétique et analogique des noms propres*. 5 vols. Dictionnaires Le Robert, 1989.
- REY**, Alain, and Sophie **CHANTREAU**. *Dictionnaire des expressions et locutions*. 2nd ed. Dictionnaires Le Robert, 1993.
- REY**, Alain, and Thierry **FOULC**, eds. *Le Petit Robert 2: Dictionnaire universel des noms propres* New ed. Dictionnaires Le Robert, 1994.
- REY**, Alain, Marianne **TOMI**, Tristan **HORDÉ** and Chantal **TANET**. *Dictionnaire historique de la langue française [...]*. Dictionnaires Le Robert, 1992, 1998.
- REY-DEBOVE**, Josette, and Gilberte **GAGNON**. *Dictionnaire des anglicismes*. Les Usuels du Robert. Dictionnaires Le Robert, 1988.
- REY-DEBOVE**, Josette, and Alain **REY**, eds. *Le Petit Robert: Dictionnaire alphabétique et analogique de la langue française*. Multiple yearly eds. Dictionnaires Le Robert, 1993–2024.
- RIEGEL**, Martin, Jean-Christophe **PELLAT** and René **RIOUL**. *Grammaire méthodique du français*. Quadrige Manuels. Presses Universitaires de France, 1994.
- RODRÍGUEZ PEDREIRA**, Nuria. "Adjectifs qualificatifs et adjectifs relationnels: Étude sémantique et approche pragmatique". PhD diss., University of Santiago de Compostela, 2000. <https://www.cervantesvirtual.com/nd/ark:/59851/bmcvh5g7>.
- ROUX**, Paul. *Lexique des difficultés du français dans les médias* 3rd ed. Éditions La Presse, 2004.
- SCTRICK**, Robert. *Encyclopédie de la conjugaison: Formes conjuguées, constructions, particularités, avec 45 tableaux et un répertoire des 5 000 principaux verbes*. Les Usuels de français. Garnier, 1986.
- SIL GLOBAL**. *Glossaire français-anglais de terminologie linguistique*. 2024. <https://feglossary.sil.org/?language=fr>.
- SOCIÉTÉ DU PARLER FRANÇAIS AU CANADA**. *Glossaire du parler français au Canada [...]*. L'Action sociale, 1930.
- TAM**, Dolores. *Les Coups de langue de la grande rousse: Cybercarnet d'une passionnata de la langue de Molière* (blog). 2002–2003. <http://radio-weblogs.com/0105068/>.
- TANET**, Chantal, and Tristan **HORDÉ**. *Dictionnaire des prénoms*. Larousse, 2000.
- TARDIVEL**, Louis. *Dictionnaire des emprunts du français à l'anglais* Éditions du Sommet, 1999.

- THIBAUT**, André, and Pierre **KNECHT**. *Dictionnaire suisse romand: Particularités lexicales du français contemporain*. Éditions Zoé, 1997.
- THOMAS**, Adolphe V. *Dictionnaire des difficultés de la langue française*. Larousse, 1971.
- TRÉSOR DE LA LANGUE FRANÇAISE AU QUÉBEC**. *Dictionnaire historique du français québécois*. 2nd ed. Edited by Robert **VÉZINA** and Claude **POIRIER**, Université Laval, 2024. <https://www.dhfq.org/>.
- Trésor de la langue française informatisé (TLFi)* Analyse et traitement informatique de la langue française (ATILF) and Centre national de la recherche scientifique (CNRS), with the University of Lorraine, 2024. <http://atilf.atilf.fr/>.
- TURENNE**, Augustin. *Petit Dictionnaire du « joul » au français* 4th ed. Éditions de l'Homme, 1962.
- VACHON-L'HEUREUX**, Pierrette, and Louise **GUÉNETTE**. *Avoir bon genre à l'écrit: Guide de rédaction épicière*. Les Publications du Québec with the Office québécois de la langue française, 2006.
- VAN ROEY**, Jacques, Sylviane **GRANGER** and Helen **SWALLOW**. *Dictionnaire des faux amis français-anglais = Dictionary of Faux Amis English-French*. 2nd ed. Duculot, 1991.
- VIENNOT**, Éliane. *Non, le masculin ne l'emporte pas sur le féminin! Petite histoire des résistances de la langue française*. Éditions iXe, 2014.
- VILLERS**, Marie-Éva de. *Multidictionnaire de la langue française* 3rd to 7th eds. Langue et culture. Québec Amérique, 1997–2021.
- VILLERS**, Marie-Éva de. *Le Vif Désir de durer: Illustration de la norme réelle du français québécois*. Québec Amérique, 2005.
- VIRET**, Roger. *Dictionnaire français-savoyard = Dikchonéro fransé-savoyâ, comportant plusieurs variantes de la langue savoyarde*. 2006–2023. http://www.arpitania.eu/aca/documents/Dictionnaire_Viret_Francais_Savoyard.pdf.
- WALTER**, Henriette. *L'Aventure des mots français venus d'ailleurs*. Arion. Robert Laffont, 1997.
- WALTER**, Henriette. *Le Français dans tous les sens*. Robert Laffont, 1988.
- WARNANT**, Léon. *Dictionnaire des rimes orales et écrites*. Les Dictionnaires de la langue française. Librairie Larousse, 1986.
- WARNANT**, Léon. *Orthographe et prononciation en français: Les 12 000 Mots qui ne se prononcent pas comme ils s'écrivent*. Entre guillemets. Duculot, 1988.
- Webdictionnaire Larousse*. Larousse, 2024. <https://www.webdictionnaire.fr/dictionnaires/francais>.
- Wikipédia, l'encyclopédie libre*. Fondation Wikimedia, 2024. <http://fr.wikipedia.org>.
- Wiktionnaire, le dictionnaire libre*. Fondation Wikimedia, 2024. <http://fr.wiktionary.org>.
- YAGUELLO**, Marina. *Petits Faits de langue*. Couleur des idées. Seuil, 1998.